



Autorizzazione 6544/2022/S del 25/08/2022 13:29

Codice Pratica: **6544/2022/S**

Nuova domanda

Sostituzione pratica 6544/2022

Imposta di bollo
assolta in modo
virtuale. Aut. Agenzia
delle Entrate - Dir.
Prov. di Modena - Uff.
Terr. di Modena n.
15224 del 04/03/2015

MARRAFFA SRL

Via Rospano Zona I 135 D E
74015 MARTINA FRANCA (TA)
Tel: 0804857820
Fax: 0854857800
Mail: te@marraffa.it
PEC: permessimarraffa@pec.it

**AREA TECNICA - SERVIZIO PROGRAMMAZIONE URBANISTICA, SCOLASTICA E TRASPORTI -
U.O. TRASPORTI E CONCESSIONI**

Visto il D.Lgs. n. 285/92 e s.m.i. e il D.P.R. n. 495/92 e s.m.i.
In esecuzione della L.R. n. 13/2015.
Richiamato quanto disposto relativamente alle competenze dei Dirigenti dall'art. 107 del D.Lgs 18 Agosto 2000, n. 267 e s.m.i. e dallo Statuto e Regolamento di Organizzazione dell'Ente.
Vista la domanda pervenuta in data **25/08/2022** assunta al P.G. **29641/2022** dalla Ditta **MARRAFFA SRL** con sede in **Via Rospano Zona I 135 D E - 74015 MARTINA FRANCA (TA)** P.I./C.F. **02389620739**.
Visto il nulla osta rilasciato dagli Enti proprietari delle strade interessate al transito.

AUTORIZZA

la Ditta in indirizzo ad effettuare il seguente transito eccezionale:

Il veicolo utilizzato è MOTRICE/TRATTORE:

MARCA E TIPO **MAN** N° DI TARGA **GD500CT** ASSI **4**

con traino di RIMORCHIO/SEMIRIMORCHIO:

MARCA E TIPO **FAYMONVILLE** N° DI TARGA **XA653RC** ASSI **10**

Caratteristiche massime veicolo o complesso di veicoli A CARICO:

larghezza m	2,900	lunghezza m	29,700	altezza m	4,350	MASSA compl. t:	134,830
sporg. ant. m	0,000	sporg. post. m	0,000				

Caratteristiche veicolo o complesso di veicoli A VUOTO:

larghezza m	2,550	lunghezza m	29,700	altezza m	4,000	MASSA compl. t:	54,830
sporg. ant. m	0,000	sporg. post. m	0,000				

Rimorchi Riserva: **XA877KD**

Motrici Riserva: **DN276AZ, DW331TR, GD958CT, GD959CT**

MATERIALE TRASPORTATO: TRASFORMATORE

AREA TECNICA - SERVIZIO PROGRAMMAZIONE URBANISTICA, SCOLASTICA E TRASPORTI -
U.O. TRASPORTI E CONCESSIONI

via J. Barozzi 340, 41124 Modena - tel 059 209 910 fax 059 209 661 c.f. e p.i. 01375710363
Mail: trasportieccezionali@provincia.modena.it PEC: teonline@cert.provincia.modena.it Web: www.provincia.modena.it

L'indennizzo **analitico** per la maggiore usura della strada, di euro 51.48, è versato a **questo Ente**, secondo le modalità di calcolo indicate ai cc. 1 e 3 dell'art. 18 del D.P.R. n. 495/92 e s.m.i.

La presente autorizzazione è valida per il periodo dal **25/08/2022** al **15/12/2022** e per **N. 3 VIAGGI** e può essere revocata o sospesa in qualsiasi momento qualora obiettive esigenze di sicurezza del transito lo richiedano.

Il transito deve essere effettuato sul seguente percorso o elenco stradale autorizzato:

Partenza: DITTA "ELETTROMECCANICA TIRONI" C/O MODENA
Comune di MODENA (MO)

VIA DEGLI SCARLATTI – VIA EMILIA EST - ROTATORIA DI VIA EMILIA EST - DA SEDE DITTA
TRASFORMATORI TIRONI C/O MODENA SINO AD INNESTO EX TANG.LE NUOVA ESTENSE ORA COMP.ANAS
ROTATORIA E VIA VIGNOLESE - DA DISINNESTO ROTATORIA NUOVA ESTENSE FINO AD INNESTO SS. 623
ANAS (Ingresso Casello Autostradale A1 Modena Sud)

Arrivo: INNESTO CASELLO AUTOSTRDALE A1 "MODENA SUD"

***E VICEVERSA A VUOTO

Questo provvedimento di autorizzazione non comprende le strade provinciali richieste che alla data dell' 8 Aprile 2021 risultano trasferite ad ANAS SpA. Tali strade, devono essere integrate con una nuova autorizzazione da richiedere ai competenti uffici di ANAS Spa.

La presente autorizzazione è concessa alle seguenti condizioni:

Il veicolo/complesso veicolare deve essere segnalato come previsto dalla normativa vigente. Durante il transito in condizione di eccezionalità è obbligatorio l'uso contemporaneo delle luci di posizione, dei proiettori anabbaglianti e dei dispositivi supplementari di segnalazione visiva a luce lampeggiante gialla o arancione.

La velocità del veicolo/complesso veicolare non deve superare i limiti massimi indicati dal D.Lgs. n. 285/92 e s.m.i. e dalla Carta di circolazione nonché quelli, se diversi, fissati dagli Enti proprietari delle strade. La velocità deve essere ulteriormente ridotta nei tratti di strada a visibilità limitata, nelle curve e quando ricorrono le condizioni indicate dall'art. 141 del D.Lgs. n. 285/92 e s.m.i.

Il transito può essere effettuato **nelle ore diurne e notturne**.

Il transito deve rispettare le seguenti **PRESCRIZIONI SULL'ORARIO**:

Nullaosta Comune di MODENA (prot. 22264/2022 del 27/06/2022):A SEGUITO PERIZIA TECNICA PERVENUTA: I TRANSITI DOVRANNO AVVENIRE AL DI FUORI DEGLI ORARI DI MASSIMO FLUSSO VEICOLARE PER EVITARE INTRALCI ALLA CIRCOLAZIONE.

La presente autorizzazione non esime dal possesso dei regolari documenti di circolazione rilasciati dal competente Ufficio locale della Motorizzazione Civile.

Durante il transito devono essere osservati gli obblighi e le limitazioni localmente imposti e risultanti dalla segnaletica stradale e dalle disposizioni in vigore. L'autorizzazione non è valida nei giorni e periodi indicati annualmente da apposite disposizioni ministeriali e relativi decreti prefettizi. In caso di neve, ghiaccio, nebbia o visibilità di norma inferiore a m. 70 (settanta), il veicolo dev'essere tempestivamente allontanato dalla sede stradale e condotto alla più vicina area disponibile.

Il conducente deve essere munito del presente documento da esibire a richiesta del personale cui all'art. 12 del D.Lgs. n. 285/92 e s.m.i.

Il veicolo/complesso può circolare **SOLO CON SCORTA TECNICA**.

La scorta tecnica deve osservare le disposizioni contenute nel D.Lgs. n. 285/92 e s.m.i. (Nuovo Codice della Strada), nel D.P.R. n. 495/92 e s.m.i. (Regolamento di esecuzione del Nuovo Codice della Strada) e nel D.M. 18.07.1997 e s.m.i. (Disciplinare per le scorte tecniche ai veicoli eccezionali ed ai trasporti in condizioni di eccezionalità) ed in particolare, deve rispettare le modalità indicate dal Ministero dell'Interno. Altresì, il personale di scorta tecnica abilitato deve mettere in atto tutti gli interventi di segnalazione, pilotaggio e regolazione del traffico per rendere sicure sia le

manovre del veicolo/complesso eccezionale che la circolazione degli altri veicoli presenti sulla strada, istituendo, qualora necessario, anche il senso unico alternato o la temporanea chiusura della strada (o tratto di essa). Il capo-scorta, quando dovuto, deve comunicare il movimento e le soste dei carichi eccezionali al Centro Operativo Compartmentale di Polizia Stradale territorialmente competente.

La scorta o il capo-scorta deve comunicare, in forma digitale, la data e l'ora dell'inizio e della fine dell'attività di scorta a questo Ente che ha rilasciato l'autorizzazione.

E' ammessa la facoltà di ridurre, anche congiuntamente, le dimensioni o la massa degli elementi oggetto del trasporto o il loro posizionamento o il loro numero, a condizione che permangano le condizioni che impongono la scorta, ove è prescritta. Inoltre, deve essere garantito il rispetto, in qualunque condizione di carico, delle prescrizioni di cui all'art. 16 del D.P.R. n. 495/92 e s.m.i. e deve rimanere inalterata la natura del materiale e la tipologia degli elementi. Resta fermo l'indennizzo per la maggiore usura della strada già corrisposto ai sensi dell'art. 18 del D.P.R. n. 495/92.

Il transito sulle strade autorizzate deve effettuarsi evitando le ore di maggiore punta del traffico del mattino e del pomeriggio.

E' vietata la circolazione e la sosta sulle banchine stradali e in aree esterne alla carreggiata.

La validità della presente è subordinata al rispetto delle prescrizioni previste nell'autorizzazione del gestore della rete ferroviaria, qualora il veicolo o trasporto eccezionale abbia un'altezza superiore a 4,30 metri e attraversi linee ferroviarie elettrificate.

La Ditta è obbligata a risarcire per intero i danni eventualmente arrecati al Demanio stradale su semplice presentazione da parte di questo Ente, del conto spese per le riparazioni.

Resta a carico della Ditta ogni responsabilità per danni arrecati a sé, a terzi, o cose per effetto della presente autorizzazione, rimanendo sempre questo Ente rilevato ed indenne.

Ogni spesa relativa alla presente autorizzazione, dipendente sia da accertamenti istruttori eccezionali che dalle prescrizioni in essa contenute, è a carico della Ditta.

La Ditta deve verificare l'agibilità del percorso con un giorno di anticipo rispetto alla data in cui sarà effettuato ogni singolo transito.

Gli Organi preposti al controllo devono verificare sia il rispetto delle prescrizioni ivi contenute e sia, quando dovuto, se le origini e le destinazioni finali dei relativi percorsi (o tratte) sono quelle autorizzate. Questo Ente, resta peraltro in attesa di conoscere quanto accertato per l'adozione dei necessari provvedimenti da adottarsi sull'autorizzazione concessa.

La Ditta prima di effettuare ogni viaggio, qualora sia dovuto l'indennizzo d'usura, deve comunicare l'ora e il giorno di effettuazione dello stesso. Tale comunicazione deve effettuarsi, in forma digitale, all'Ente che ha rilasciato l'autorizzazione.

Per l'utilizzo dei veicoli di riserva, prima dell'inizio del viaggio, qualora sia dovuto l'indennizzo d'usura, la Ditta deve comunicare i numeri delle targhe del veicolo o del complesso di veicoli da utilizzare per il trasporto all'Ente che ha rilasciato l'autorizzazione. La comunicazione sostituisce quella di inizio viaggio e deve essere effettuata, in forma digitale, anche dalla ditta che esegue la scorta o dal capo-scorta, se presenti.

L'utilizzo di veicoli di riserva trainanti che trainati, combinati anche in modo incrociato, è sempre subordinato alla condizione di provata abbinabilità, ai sensi dell'art. 219, c. 3, del D.P.R. n. 495/92.

PRESCRIZIONI PARTICOLARI:

Nullaosta Comune di MODENA (prot. 22264/2022 del 27/06/2022):A SEGUITO PERIZIA TECNICA PERVENUTA

E' PRESCRITTA LA SCORTA TECNICA E LA VERIFICA DELL'ALTEZZA DEI MANUFATTI QUALI PONTI,CAVALCAVIA,CAVALCAFERROVIE ,SOTTOPASSI CHE DALLA PAVIMENTAZIONE FINITA FINO ALL'INTRADOSSO DELLE OPERE D'ARTE, TALE ALTEZZA DEVE AVERE UN MARGINE DI ALMENO 20 CM IN PIU' RISPETTO ALL'ALTEZZA REALE RILEVATA.E' PRESCRITTAO L'UTILIZZO DEI MOVIERI SU VIA DEGLI SCARLATTI , E VIA EMILIA EST IN ENTRATA E USCITA DURANTE IL TRANSITO DEL VEICOLO ECCEZIONALE PER REGOLAMENTARE LA CIRCOLAZIONE VEICOLARE E PEDONALE.I TRANSITI DOVRANNO AVVENIRE AL DI FUORI DEGLI ORARI DI MASSIMO FLUSSO VEICOLARE PER EVITARE INTRALCI ALLA CIRCOLAZIONE.
LA DITTA RICHIEDENTE DOVRA' COMUNICARE TRAMITE FAX N.059 2033740 AL COMANDO POLIZIA LOCALE

AREA TECNICA - SERVIZIO PROGRAMMAZIONE URBANISTICA, SCOLASTICA E TRASPORTI -
U.O. TRASPORTI E CONCESSIONI

3 / 4

via J. Barozzi 340, 41124 Modena - tel 059 209 910 fax 059 209 661 c.f. e p.i. 01375710363
Mail: trasportieccezionali@provincia.modena.it PEC: teonline@cert.provincia.modena.it Web: www.provincia.modena.it

Il retro di questa pagina è annullato e non utilizzato (bianco)

DI MODENA DATA E ORA DEL TRANSITO CON ALMENO 2G.G. DI ANTICIPO. INOLTRE DOVRA' ESSERE VERIFICATO PREVENTIVAMENTE LA LARGHEZZA DELLA CARREGGIATA ED I RAGGI DI CURVATURA CHE IL TRASPORTO ECCEZIONALE O IL MEZZO D'OPERA DOVRA' EFFETTUARE SUL PERCORSO RICHIESTO

Avverso il presente provvedimento è esperibile **ricorso al competente TAR regionale** nel termine di **60 gg**, o in alternativa ricorso straordinario al **Capo di Stato** nel termine di **120 gg**, entrambi decorrenti dalla data comunicazione dell'atto.

MODENA 25/08/2022 13:29

IL FUNZIONARIO P.O.
Pacchioni Maria Teresa

Documento firmato digitalmente ai sensi del D.Lgs. 82/2005 "CAD"

Documento prodotto e conservato in originale informatico e firmato digitalmente ai sensi dell'art. 20 del Codice dell'Amministrazione Digitale nella data risultante dai dati della sottoscrizione digitale. L'eventuale stampa del documento costituisce **copia analogica** sottoscritta con firma a mezzo stampa predisposta secondo l'articolo 3 del D.lgs 12 dicembre 1993, n. 39 e l'articolo 3bis, comma 4bis del Codice dell'amministrazione digitale. L'originale di questo documento è consultabile all'indirizzo:

https://teonline.regione.emilia-romagna.it/WAMswf40/TRASPORTI_ECCEZIONALI/StampaTE.aspx?PK_Pratica=144339&PK_TipoDocumento=6&stampa=PraticaDocumento

Il retro di questa pagina è annullato e non utilizzato (bianco)

4/111, 6/2007

DICHIARAZIONE SOSTITUTIVA DELL'ATTO DI NOTORIETA'
(art. 47 D.P.R 28.12.2000, n. 445, e s.m.i.)
(trasporti in conto terzi)

Il sottoscritto, TIRONI ING. MATTEO _____
nato a MODENA il 26/12/1974 residente a CASTELNUOVO RANGONE (MO)
Via S.ZENO N.34, codice fiscale TRNMTT74T26F257Y in qualità di Amministratore delegato
dell'impresa ELETTROMECCANICA TIRONI SRL, codice fiscale/P.IVA IT02024950368
con sede in MODENA, VIA EMILIA EST nr.1303

Consapevole delle sanzioni penali richiamate dall'art. 76 del DPR 28.12.2000, n. 445, e
s.m.i., in caso di dichiarazioni false o mendaci;

Consapevole che, ai sensi dell'art. 7 del DLgs 21.11.2005, n. 286, e s.m.i., l'esecuzione di un
trasporto in sovraccarico, violando il limite di massa complessiva massima indicata
nell'autorizzazione al trasporto eccezionale, determina la corresponsabilità del committente
con il vettore, con l'applicazione, in concorso, delle sanzioni previste dall'art. 10, c. 18, e
dall'art. 167, cc. 2 e 11, del DLgs 30.04.1992, n. 285, in ottemperanza e per gli effetti di cui
all'art. 47 del DPR 28.12.2000, n. 445, e s.m.i, e all'art. 14, c. 7, punto B), lett. b), del DPR
16.12.1992, n. 495, sotto la propria personale responsabilità,

DICHIARA

- Di essere il committente del trasporto nella qualità di: proprietario o produttore del bene,
 spedizioniere, altro (specificare)* _____
- che il carico indivisibile affidato all'impresa di autotrasporto per conto di terzi*

MARRAFFA SRL - UNIPERSONALE

con sede in MARTINA FRANCA (TA) VIA STRADA ROSPANO- ZONA I NR. 135 D/E

iscritta al registro elettronico nazionale delle imprese di trasporto su strada con il
n MO0055471

titolare di licenza comunitaria numero 00087361

titolare di autorizzazione bilaterale/multilaterale numero 00087361


Consiste di nr. 3 trasformatori, avente una massa pari a circa 80 tonnellate, e le seguenti
dimensioni Largh. (m) 2,90 Lunghezza (m) 7,10 Altezza (m) 3,90

- Luogo di carico* Elettromeccanica Tironi, Via Degli Scarlatti, Modena
- Luogo di scarico* SE DI CASUZZE - VIA FALSOMIELE 142 - 90125 PALERMO

Modena, 27/04/2022

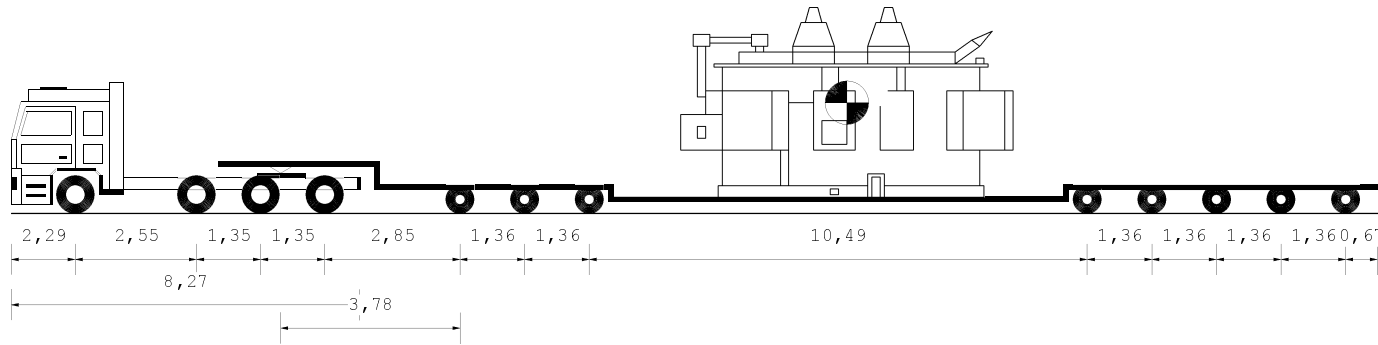
Timbro e firma

Elettromeccanica TIRONI srl
Via Emilia Est, 1303 - MODENA
Partita IVA: 02024950368

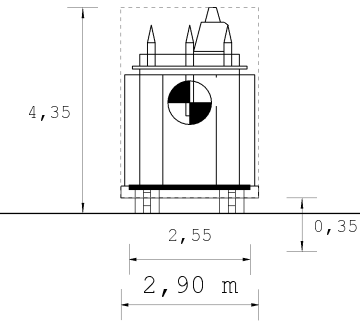


* = campo obbligatorio

= spuntare e compilare solo i punti pertinenti

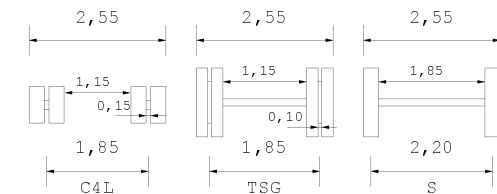
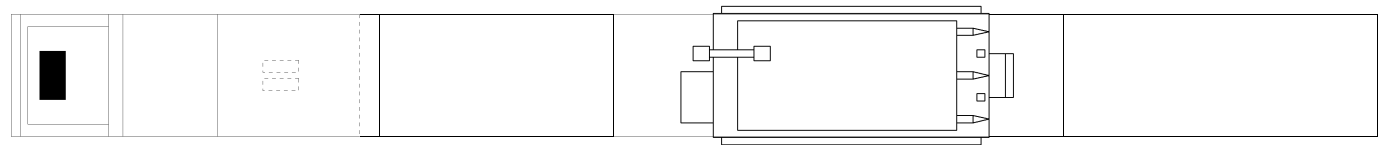


29,70 m



Tipo asse	S	S	TSG	TSG	C4L	C4L	C4L	C4L	C4L	C4L	C4L	C4L	C4L
Ruote asse	2	2											
Peso ammesso [t]	9,00	8,00	15,30	15,30	12,00	12,00	12,00	12,00	12,00	12,00	12,00	12,00	12,00
Press.spec.terreno [Kg/cm ²]	5,68	5,68	5,27	5,27	6,66	6,66	6,66	6,66	6,66	6,66	6,66	6,66	6,65
Peso totale asse [t]	7,46	7,46	12,00	12,00	11,99	11,99	11,99	11,99	11,99	11,99	11,99	11,99	11,98

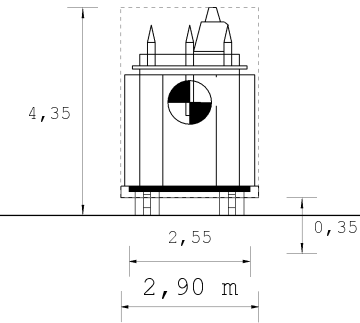
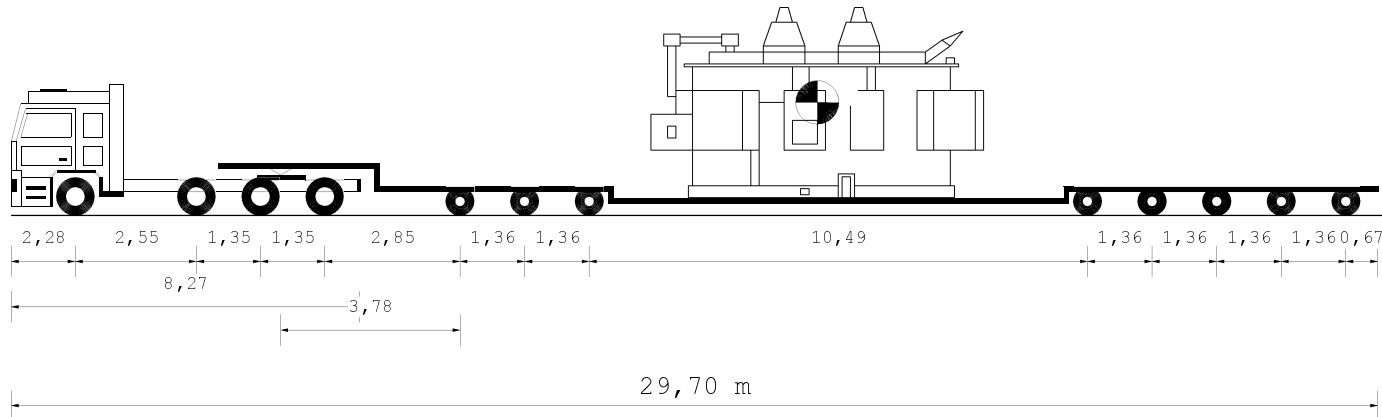
Dati	Trattore	Semirimorchio		
Tara	t	14,825	40,000	
Peso Merce	t		80,000	
Peso su ralla	t	24,095		
Portata utile	t	30,175	86,000	
Peso tot. effett	t	38,920	95,905	
Peso max potenz	t	45,000	126,000	
Press.pneumat. bar		8,0	8,0	
Sup.Impronta	cm ²	600	450	
	Lungh. m	Larg. m	Alt. m	Peso t
Conv. Carico	29,70	2,90	4,35	134,825
Eccedenze	13,20	0,35	0,35	90,825



Descrizione carico : TRASFORMATORE

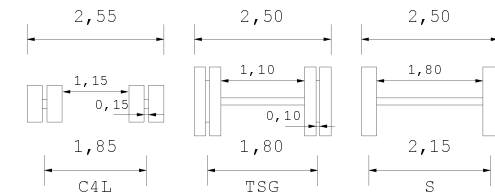
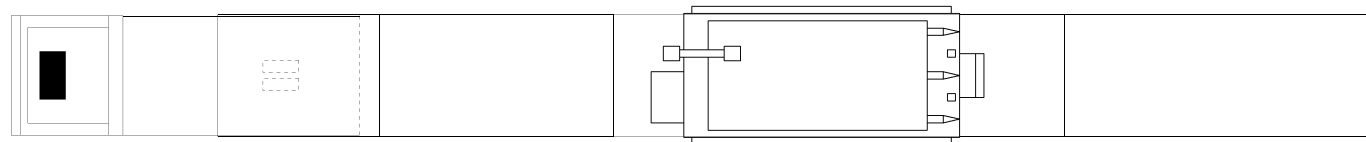
MARRAFFA SRL

MARRAFFA S.r.l. Unipersonale
Sede: Strada Rosarno - Zona I, 135 D-E
74015 MARTINA FRANCA (TA)
C.F. e P.IVA: 02389620739
Nr. Iscrizione ALBO: TA765299/B

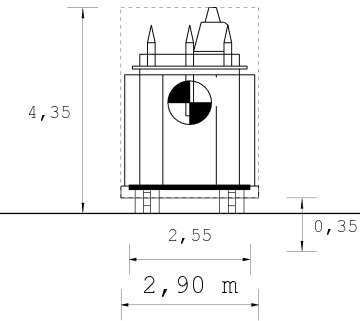
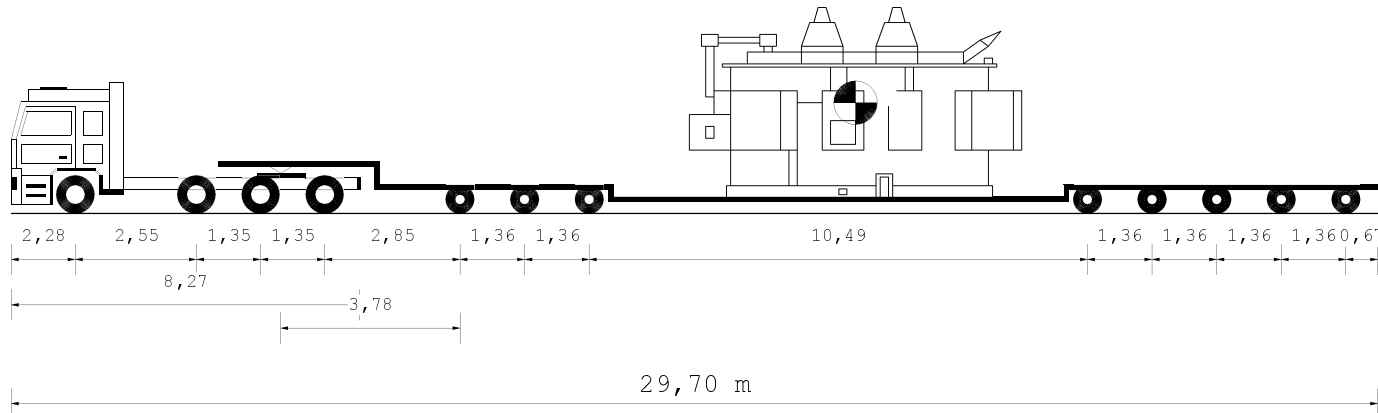


Tipo asse	S	S	TSG	TSG	C4L	C4L	C4L	C4L	C4L	C4L	C4L	C4L	C4L
Ruote asse	2	2											
Peso ammesso [t]	9,00	8,00	16,00	16,00	12,00	12,00	12,00	12,00	12,00	12,00	12,00	12,00	12,00
Press.spec.terreno [Kg/cm ²]	5,68	5,68	5,27	5,27	6,63	6,63	6,63	6,63	6,63	6,63	6,63	6,63	6,63
Peso totale asse [t]	7,46	7,46	12,00	12,00	11,94	11,94	11,94	11,94	11,94	11,94	11,94	11,94	11,93

Dati		Trattore	Semirimorchio	
Tara	t	14,430	40,000	
Peso Merce	t		80,000	
Peso su ralla	t	24,490		
Portata utile	t	30,975	86,000	
Peso tot. effett	t	38,920	95,510	
Peso max potenz	t	45,405	126,000	
Press.pneumat.	bar	8,0	8,0	
Sup.Impronta	cm ²	600	450	
	Lungh. m	Larg. m	Alt. m	Peso t
Conv. Carico	29,70	2,90	4,35	134,430
Eccedenze	13,20	0,35	0,35	90,430

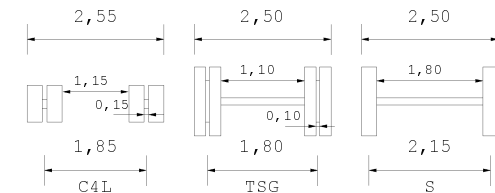
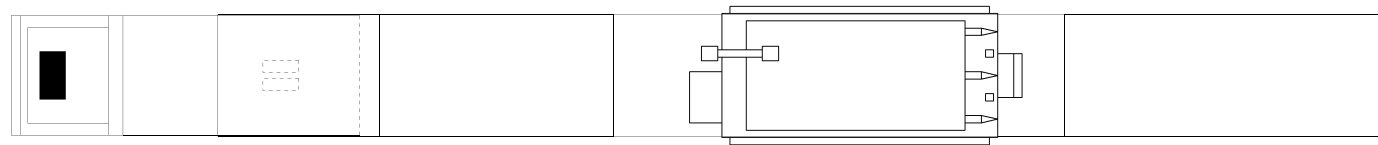


Descrizione carico : TRASFORMATORE

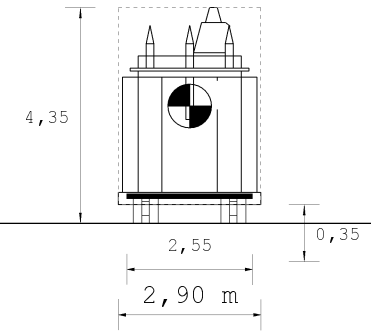
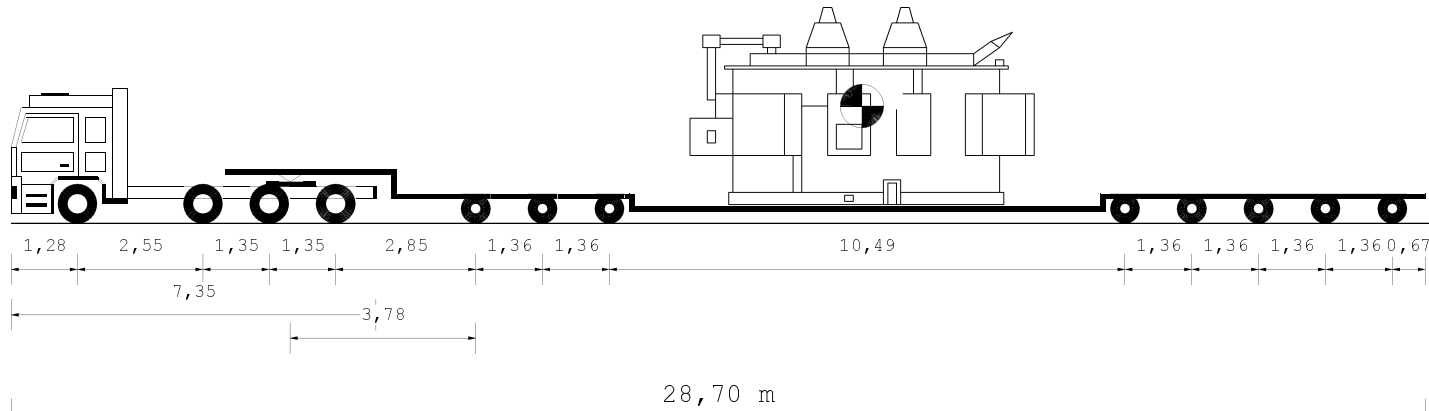


Tipo asse	S	S	TSG	TSG	C4L	C4L	C4L	C4L	C4L	C4L	C4L	C4L	C4L
Ruote asse	2	2											
Peso ammesso [t]	9,00	8,00	16,00	16,00	12,00	12,00	12,00	12,00	12,00	12,00	12,00	12,00	12,00
Press.spec.terreno [Kg/cm ²]	5,68	5,68	5,27	5,27	6,63	6,63	6,63	6,63	6,63	6,63	6,63	6,63	6,63
Peso totale asse [t]	7,46	7,46	12,00	12,00	11,94	11,94	11,94	11,94	11,94	11,94	11,94	11,94	11,93

Dati		Trattore	Semirimorchio	
Tara	t	14,430	40,000	
Peso Merce	t		80,000	
Peso su ralla	t	24,490		
Portata utile	t	30,975	86,000	
Peso tot. effett	t	38,920	95,510	
Peso max potenz	t	45,405	126,000	
Press.pneumat.	bar	8,0	8,0	
Sup.Impronta	cm ²	600	450	
	Lungh. m	Larg. m	Alt. m	Peso t
Conv. Carico	29,70	2,90	4,35	134,430
Eccedenze	13,20	0,35	0,35	90,430

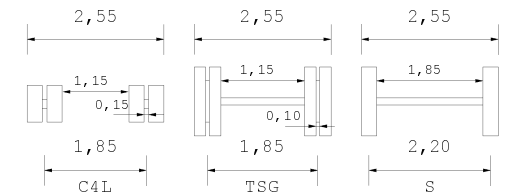
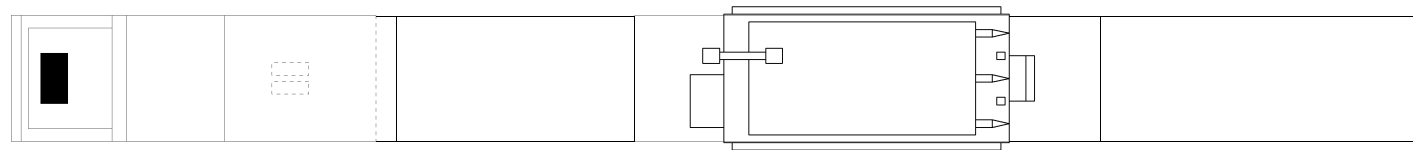


Descrizione carico : TRASFORMATORE

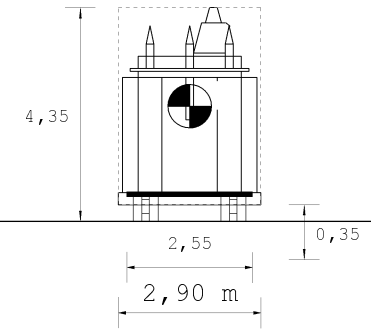
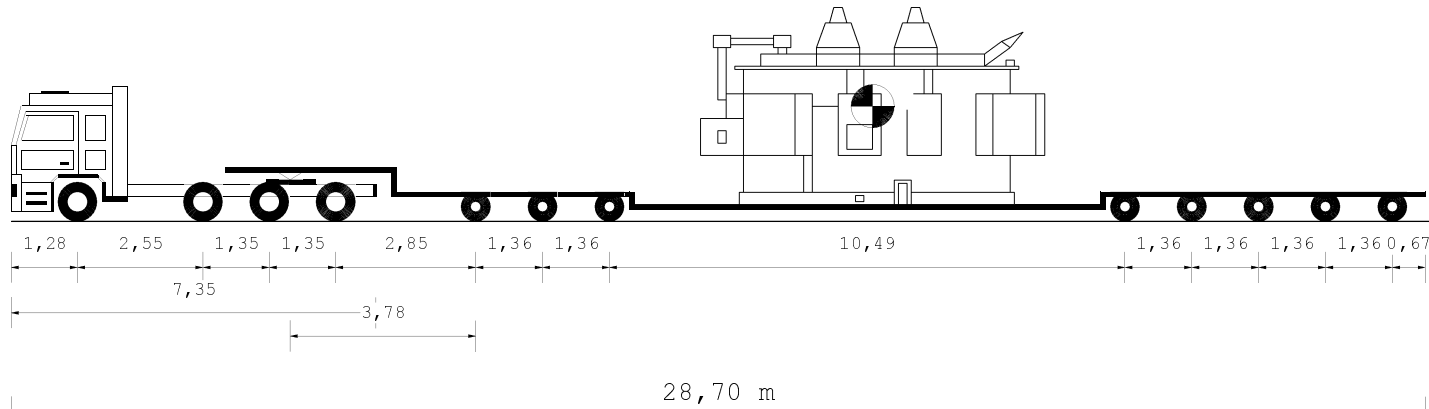


Tipo asse	S	S	TSG	TSG	C4L	C4L	C4L	C4L	C4L	C4L	C4L	C4L	C4L
Ruote asse	2	2											
Peso ammesso [t]	9,00	9,00	15,60	15,60	12,00	12,00	12,00	12,00	12,00	12,00	12,00	12,00	12,00
Press.spec.terreno [Kg/cm ²]	5,68	5,68	5,27	5,27	6,56	6,56	6,56	6,56	6,56	6,56	6,56	6,56	6,56
Peso totale asse [t]	7,46	7,46	12,00	12,00	11,80	11,80	11,80	11,80	11,80	11,80	11,80	11,80	11,81

Dati		Trattore	Semirimorchio	
Tara	t	13,325	40,000	
Peso Merce	t		80,000	
Peso su ralla	t	25,595		
Portata utile	t	33,775	86,000	
Peso tot. effett	t	38,920	94,405	
Peso max potenz	t	47,100	126,000	
Press.pneumat.	bar	8,0	8,0	
Sup.Impronta	cm ²	600	450	
	Lungh. m	Larg. m	Alt. m	Peso t
Conv. Carico	28,70	2,90	4,35	133,325
Eccedenze	12,20	0,35	0,35	89,325

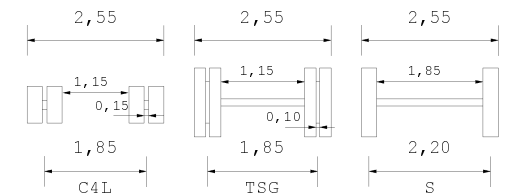
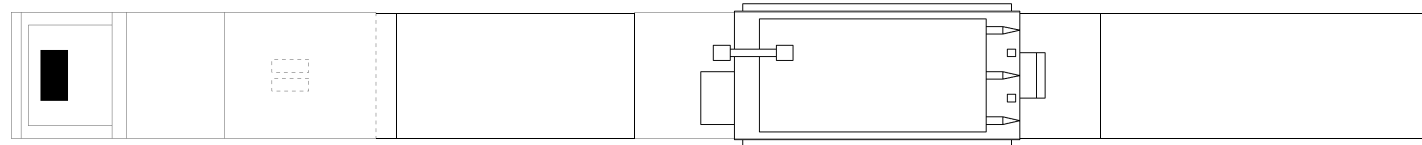


Descrizione carico : TRASFORMATORE



Tipo asse	S	S	TSG	TSG	C4L	C4L	C4L	C4L	C4L	C4L	C4L	C4L	C4L
Ruote asse	2	2											
Peso ammesso [t]	9,00	9,00	15,60	15,60	12,00	12,00	12,00	12,00	12,00	12,00	12,00	12,00	12,00
Press.spec.terreno [Kg/cm ²]	5,68	5,68	5,27	5,27	6,56	6,56	6,56	6,56	6,56	6,56	6,56	6,56	6,56
Peso totale asse [t]	7,46	7,46	12,00	12,00	11,80	11,80	11,80	11,80	11,80	11,80	11,80	11,80	11,81

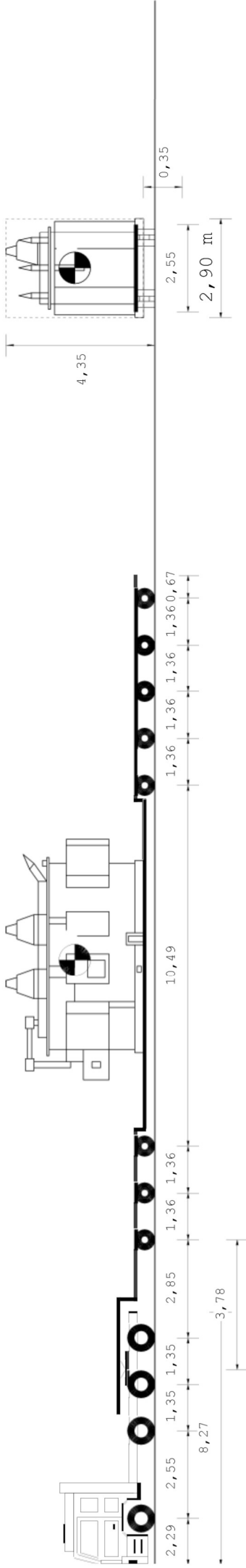
Dati		Trattore	Semirimorchio	
Tara	t	13,325	40,000	
Peso Merce	t		80,000	
Peso su ralla	t	25,595		
Portata utile	t	33,775	86,000	
Peso tot.effett	t	38,920	94,405	
Peso max potenz	t	47,100	126,000	
Press.pneumat.	bar	8,0	8,0	
Sup.Impronta	cm ²	600	450	
	Lungh. m	Larg. m	Alt. m	Peso t
Conv. Carico	28,70	2,90	4,35	133,325
Eccedenze	12,20	0,35	0,35	89,325



Descrizione carico : TRASFORMATORE

MARRAFFA SRL

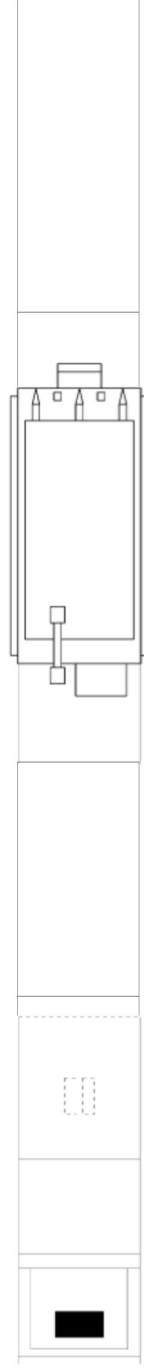
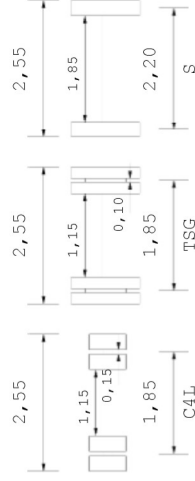
MARRAFFA S.r.l. Unipersonale
Sede: Strada Rosarno - Zona I, 135 D-E
74015 MARTINA FRANCA (TA)
C.F. e P.IVA: 02388620739
Nr. Iscrizione ALBO: TA7652899/B

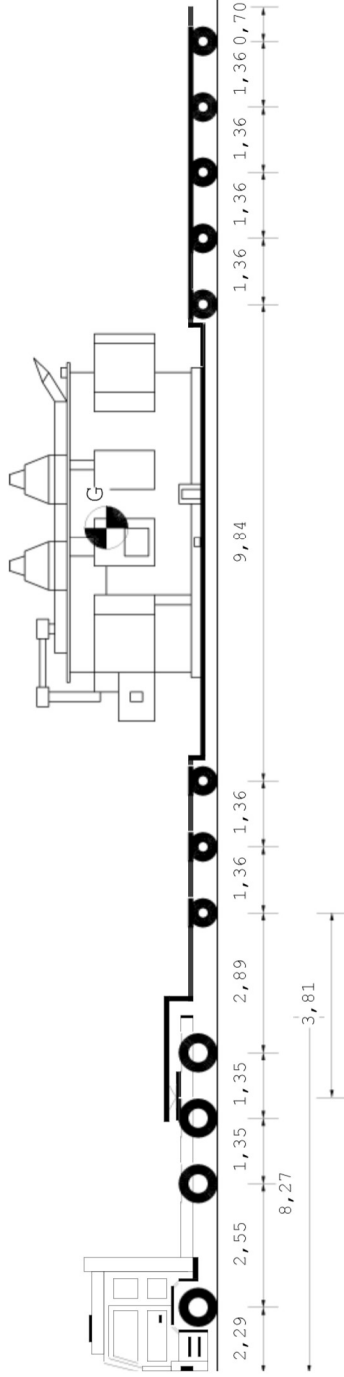


29,70 m

Dati	Trattore	Semirimorchio
Tara	t 14,825	40,000
Peso Merce	t 24,095	80,000
Peso su ralla	t 30,175	86,000
Portata utile	t 38,920	95,905
Peso tot.effett	t 45,000	126,000
Peso max potenz	8,0	8,0
Press.pneumat. bar	600	450
Sup.Impronta	Lungh. m Larg. m	Alt. m
Conv. Carico	29,70 2,90	4,35 134,825
Eccedenze	13,20 0,35	0,35 90,825

Tipo asse	S	TSG	TSG	C4L	C4L	C4L	C4L
Ruote asse	2						
Peso ammesso [t]	9,00	8,00	15,30	15,30	12,00	12,00	12,00
Press.spec.terreno [Kg/cm ²]	5,68	5,68	5,27	5,27	6,66	6,66	6,65
Peso totale asse [t]	7,46	7,46	12,00	12,00	11,99	11,99	11,98

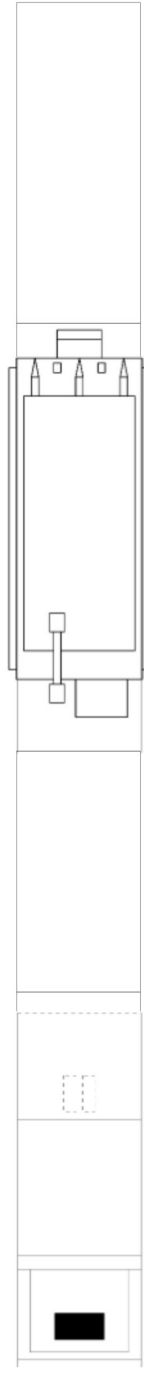
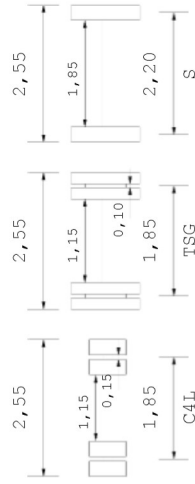


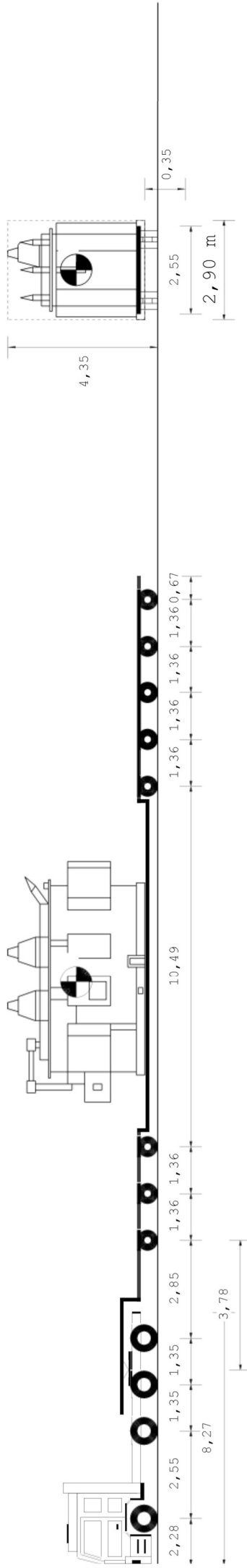


29,12 m

Tipo asse	S	TSG	TSG	C4L	C4L	C4L	C4L	C4L	C4L
Ruote asse	2	4	4	4	4	4	4	4	4
Peso ammesso [t]	9,00	8,00	15,30	15,30	12,00	12,00	12,00	12,00	12,00
Press.spec.terreno [Kg/cm ²]	5,38	5,38	5,00	5,00	6,31	6,31	6,31	6,31	6,29
Peso totale asse [t]	6,46	6,46	12,00	12,00	11,36	11,36	11,36	11,36	11,33

Dati	Trattore	Semirimorchio
Tara	t 14,825	32,940
Peso Merce	t 22,095	80,000
Peso su ralla	t 30,175	90,060
Portata utile	t 36,920	90,845
Peso tot.effett	t 45,000	123,000
Press.pneumat. bar	8,0	8,0
Sup.Impronta	cm ² 600	450
	Lungh. m	Larg. m
	29,12	2,90
Conv. Carico	12,62	0,35
Eccedenze		4,35
		127,765
		83,765

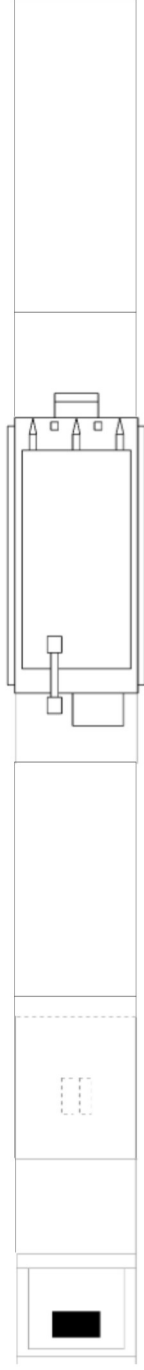
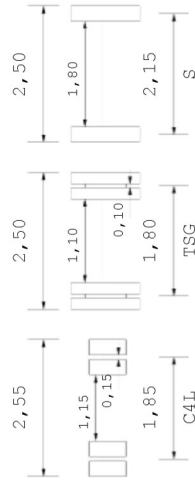


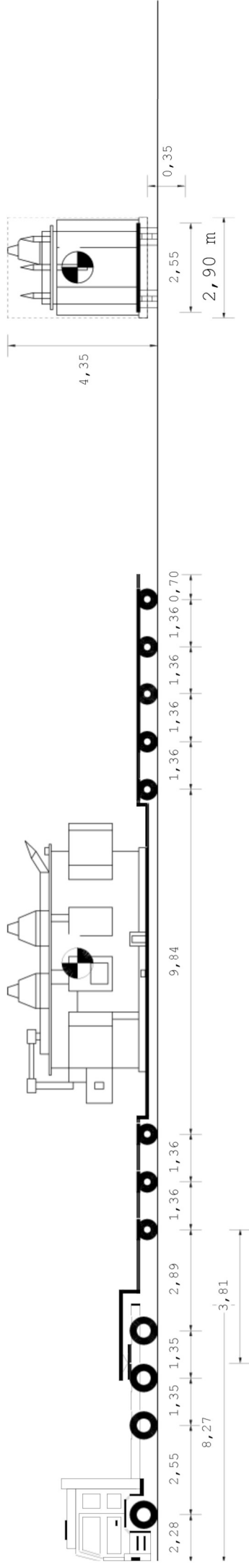


29,70 m

Tipo asse	S	S	TSG	TSG	C4L	C4L	C4L	C4L	C4L	C4L
Ruote asse	2	2								
Peso ammesso [t]	9,00	8,00	16,00	16,00	12,00	12,00	12,00	12,00	12,00	12,00
Press.spec.terreno [Kg/cm ²]	5,68	5,68	5,27	5,27	6,63	6,63	6,63	6,63	6,63	6,63
Peso totale asse [t]	7,46	7,46	12,00	12,00	11,94	11,94	11,94	11,94	11,94	11,93

Dati	Trattore	Semirimorchio		
Tara	t 14,430	40,000		
Peso Merce	t	80,000		
Peso su ralla	t 24,490			
Portata utile	t 30,975	86,000		
Peso tot.effett	t 38,920	95,510		
Peso max potenz	t 45,405	126,000		
Press.pneumat. bar	8,0	8,0		
Sup.Impronta	cm ² 600	450		
	Lungh. m	Larg. m	Alt. m	Peso t
Conv. Carico	29,70	2,90	4,35	134,430
Eccedenze	13,20	0,35	0,35	90,430

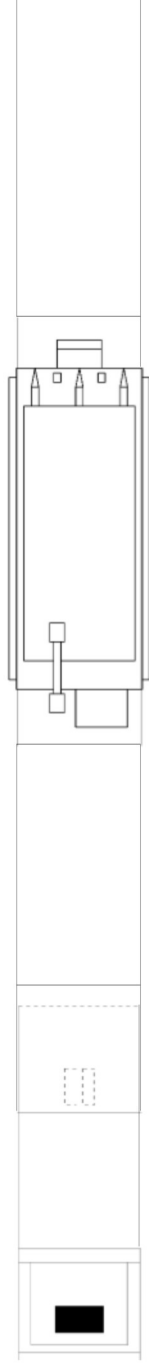
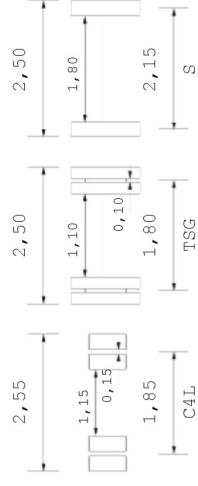




29,12 m

Tipo asse	S	TSG	TSG	C4L	C4L	C4L	C4L	C4L	C4L
Ruote asse	2								
Peso ammesso [t]	9,00	8,00	16,00	16,00	12,00	12,00	12,00	12,00	12,00
Press.spec.terreno [Kg/cm ²]	5,38	5,38	5,00	5,00	6,28	6,28	6,28	6,28	6,27
Peso totale asse [t]	6,46	6,46	12,00	12,00	11,31	11,31	11,31	11,31	11,28

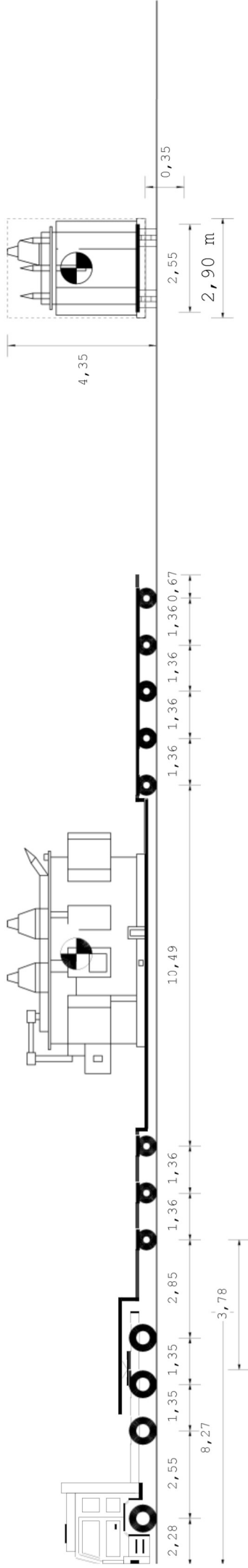
Dati	Trattore	Semirimorchio		
Tara	t 14,430	32,940		
Peso Merce	t	80,000		
Peso su ralla	t 22,490			
Portata utile	t 30,975	90,060		
Peso tot.effett	t 36,920	90,450		
Peso max potenz	t 45,405	123,000		
Press.pneumat. bar	8,0	8,0		
Sup.Impronta	cm ² 600	450		
	Lungh. m	Larg. m	Alt. m	Peso t
Conv. Carico	29,12	2,90	4,35	127,370
Eccedenze	12,62	0,35	0,35	83,370



Descrizione carico : TRASFORMATORE

MARRAFFA SRL

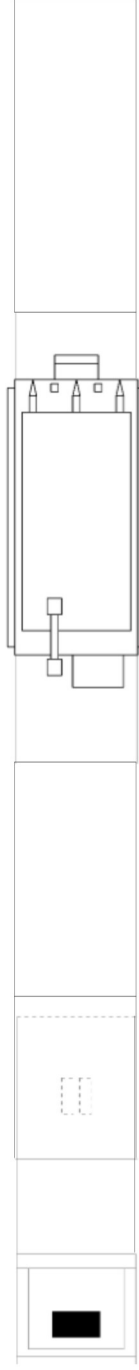
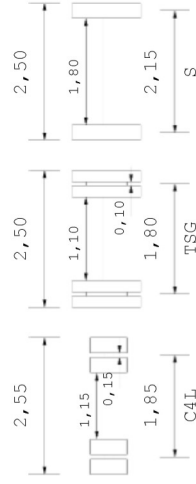
MARRAFFA S.r.l. Unipersonale
 Sede Sociale: Corso Cavour 1, 105 D-E
 04116 MARITIMA (LT) (CA) (RM)
 C.F. e P.IVA: 0238620739
 Nr. Iscrizione ALBO: TA7652699/B

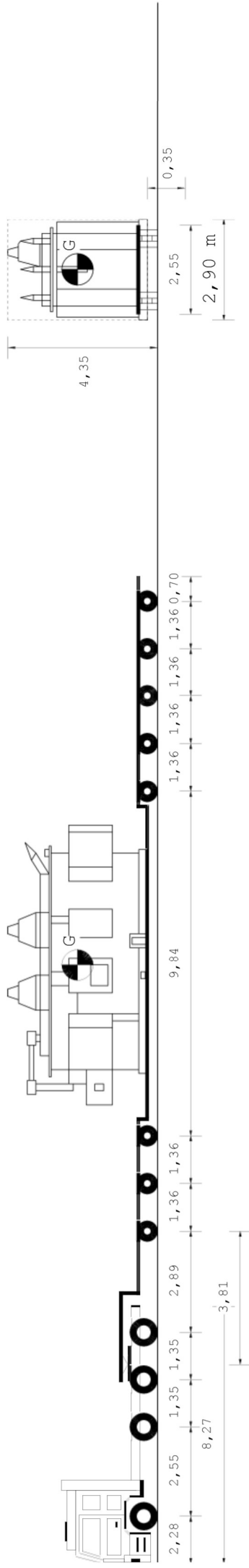


29,70 m

Tipo asse	S	S	TSG	TSG	C4L	C4L	C4L	C4L	C4L	C4L	C4L
Ruote asse	2	2									
Peso ammesso [t]	9,00	8,00	16,00	16,00	12,00	12,00	12,00	12,00	12,00	12,00	12,00
Press.spec.terreno [Kg/cm ²]	5,68	5,68	5,27	5,27	6,63	6,63	6,63	6,63	6,63	6,63	6,63
Peso totale asse [t]	7,46	7,46	12,00	12,00	11,94	11,94	11,94	11,94	11,94	11,94	11,93

Dati	Trattore	Semirimorchio		
Tara	t 14,430	40,000		
Peso Merce	t	80,000		
Peso su ralla	t 24,490			
Portata utile	t 30,975	86,000		
Peso tot.effett	t 38,920	95,510		
Peso max potenz	t 45,405	126,000		
Press.pneumat. bar	8,0	8,0		
Sup.Impronta	cm ² 600	450		
	Lungh. m	Larg. m	Alt. m	Peso t
Conv. Carico	29,70	2,90	4,35	134,430
Eccedenze	13,20	0,35	0,35	90,430

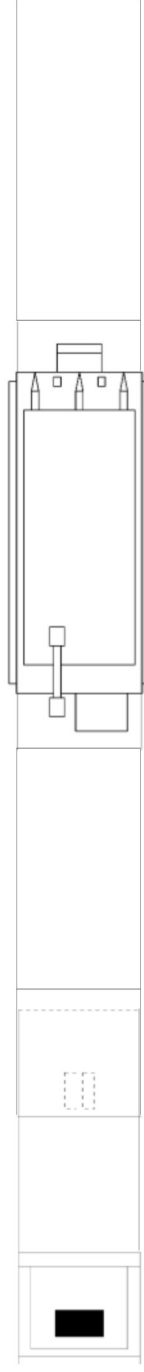
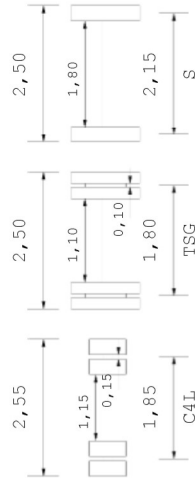


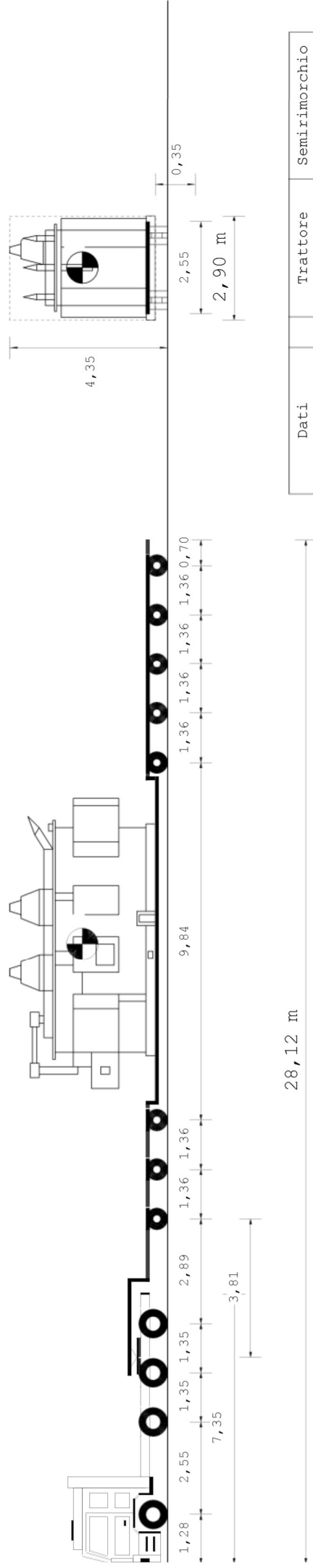


29,12 m

Tipo asse	S	TSG	TSG	C4L	C4L	C4L	C4L	C4L	C4L
Ruote asse	2	4	4	4	4	4	4	4	4
Peso ammesso [t]	9,00	8,00	16,00	16,00	12,00	12,00	12,00	12,00	12,00
Press.spec.terreno [Kg/cm ²]	5,38	5,38	5,00	5,00	6,28	6,28	6,28	6,28	6,27
Peso totale asse [t]	6,46	6,46	12,00	12,00	11,31	11,31	11,31	11,31	11,28

Dati	Trattore	Semirimorchio		
Tara	t 14,430	32,940		
Peso Merce	t	80,000		
Peso su ralla	t 22,490			
Portata utile	t 30,975	90,060		
Peso tot.effett	t 36,920	90,450		
Peso max potenz	t 45,405	123,000		
Press.pneumat. bar	8,0	8,0		
Sup.Impronta	cm ² 600	450		
	Lungh. m	Larg. m	Alt. m	Peso t
Conv. Carico	29,12	2,90	4,35	127,370
Eccedenze	12,62	0,35	0,35	83,370





Tipo asse

S S TSG TSG C4L C4L C4L C4L

Ruote asse

2 2 C4L C4L C4L C4L C4L C4L

Peso ammesso [t]

9,00 9,00 15,60 15,60 12,00 12,00 12,00 12,00

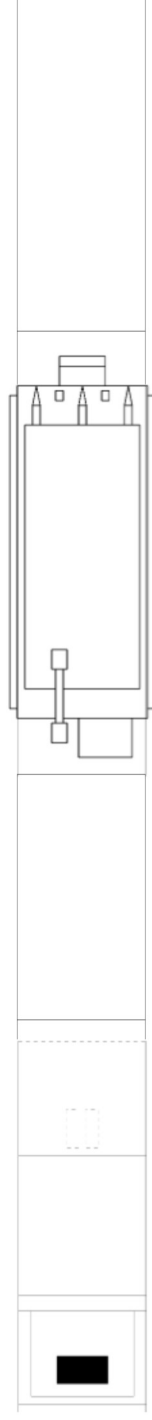
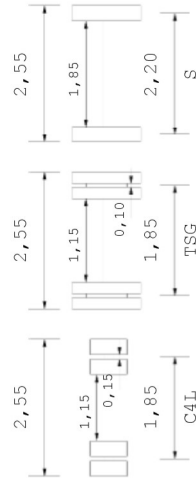
Press.spec.terreno [Kg/cm²]

5,38 5,38 5,00 5,00 6,21 6,21 6,21 6,21

Peso totale asse [t]

6,46 6,46 12,00 12,00 11,17 11,17 11,17 11,15

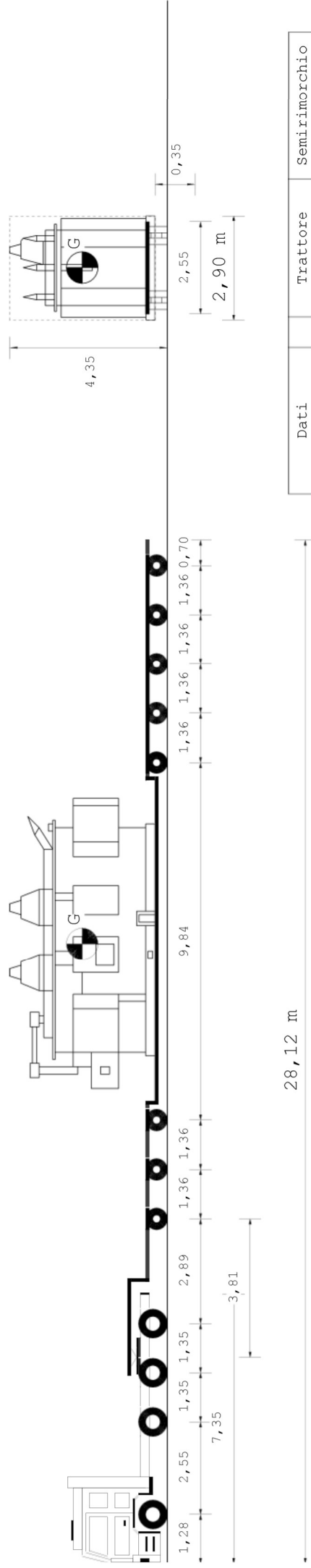
Dati	Trattore	Semirimorchio
Tara	t 13,325	32,940
Peso Merce	t	80,000
Peso su ralla	t 23,595	
Portata utile	t 33,775	90,060
Peso tot.effett	t 36,920	89,345
Peso max potenz	t 47,100	123,000
Press.pneumat. bar	8,0	8,0
Sup.Impronta	cm ² 600	450
	Lungh. m Larg. m Alt. m	Peso t
Conv. Carico	28,12 2,90 4,35	126,265
Eccedenze	11,62 0,35 0,35	82,265



Descrizione carico : TRASFORMATORE

MARRAFFA SRL

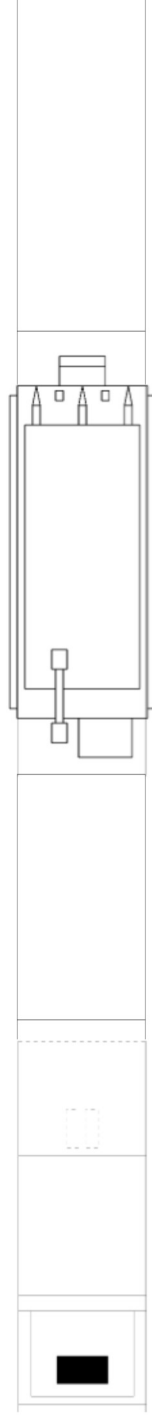
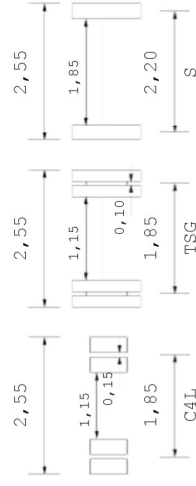
MARRAFFA S.r.l. Unipersonale
 Sede Sociale: Corso Cavour 1, 145 D-E
 04016 MARRAFFA (FRANCIA) (FA)
 C.F. e P.IVA: 0238620739
 Nr. Iscrizione ALBO: TA7652699/B

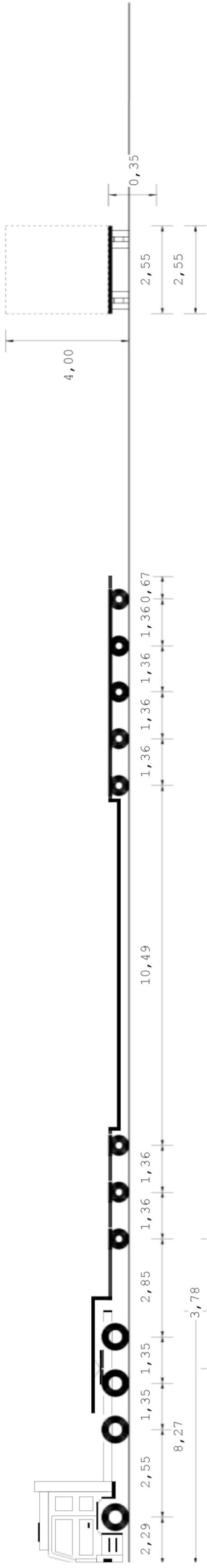


Tipo asse	S	S	TSG	TSG	C4L	C4L	C4L	C4L	C4L	C4L	C4L	C4L
Ruote asse	2	4	4	4	4	4	4	4	4	4	4	4
Peso ammesso [t]	9,00	15,60	15,60	12,00	12,00	12,00	12,00	12,00	12,00	12,00	12,00	12,00
Press.spec.terreno [Kg/cm ²]	5,38	5,38	5,00	5,00	6,21	6,21	6,21	6,21	6,21	6,21	6,21	6,20
Peso totale asse [t]	6,46	6,46	12,00	12,00	11,17	11,17	11,17	11,17	11,17	11,17	11,17	11,15

28,12 m

Dati	Trattore	Semirimorchio		
Tara	t 13,325	32,940		
Peso Merce	t	80,000		
Peso su ralla	t 23,595			
Portata utile	t 33,775	90,060		
Peso tot.effett	t 36,920	89,345		
Peso max potenz	t 47,100	123,000		
Press.pneumat. bar	8,0	8,0		
Sup.Impronta	cm ² 600	450		
	Lungh. m	Larg. m	Alt. m	Peso t
Conv. Carico	28,12	2,90	4,35	126,265
Eccedenze	11,62	0,35	0,35	82,265

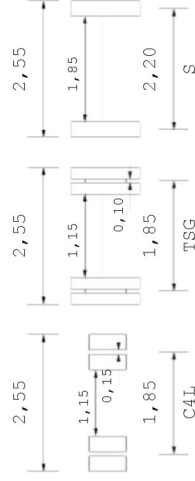


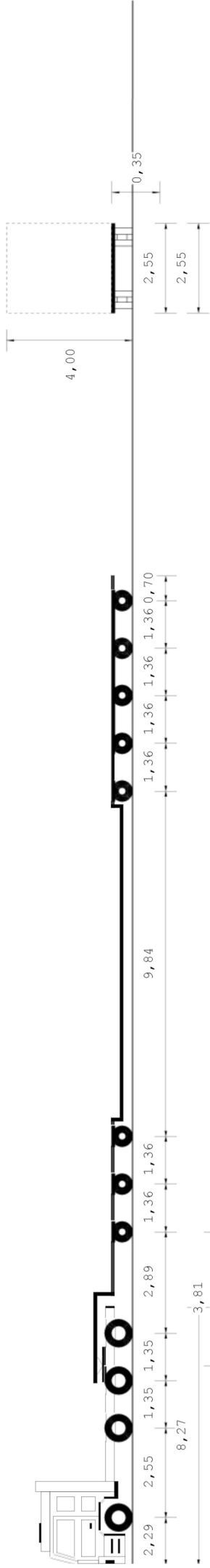


29,70 m

Tipo asse	S	S	TSG	TSG	C4L	C4L	C4L	C4L
Ruote asse	2	2						
Peso ammesso [t]	9,00	8,00	15,30	15,30	12,00	12,00	12,00	12,00
Press.spec.terreno [Kg/cm ²]	2,92	2,92	2,71	2,71	2,42	2,42	2,42	2,43
Peso totale asse [t]	3,50	3,50	6,50	6,50	4,35	4,35	4,35	4,38

Dati	Trattore	Semirimorchio		
Tara	t 14,825	40,000		
Peso Merce	t 0,000	0,000		
Peso su ralla	t 5,175			
Portata utile	t 30,175	86,000		
Peso tot.effett	t 20,000	34,825		
Peso max potenz	t 45,000	126,000		
Press.pneumat. bar	8,0	8,0		
Sup.Impronta	cm ² 600	450		
	Lungh. m	Larg. m	Alt. m	Peso t
Conv. Carico	29,70	2,55	4,00	54,825
Eccedenze	13,20	0,00	0,00	10,825

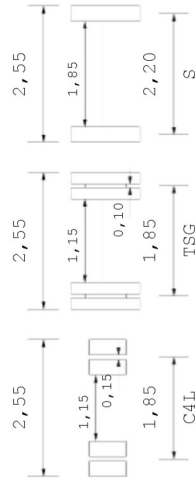


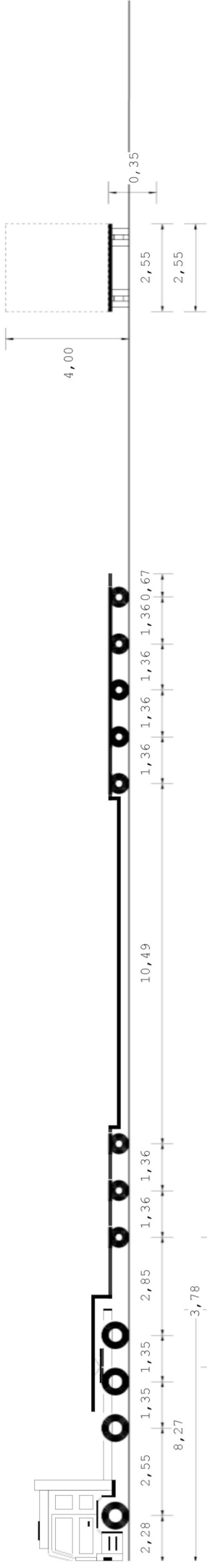


29,12 m

Tipo asse	S	TSG	TSG	C4L	C4L	C4L	C4L	C4L	C4L	C4L
Ruote asse	2	4	4	4	4	4	4	4	4	4
Peso ammesso [t]	9,00	8,00	15,30	15,30	12,00	12,00	12,00	12,00	12,00	12,00
Press.spec.terreno [Kg/cm ²]	2,92	2,92	2,71	2,71	1,93	1,93	1,93	1,93	1,93	1,93
Peso totale asse [t]	3,50	3,50	6,50	6,50	3,47	3,47	3,47	3,47	3,47	3,48

Dati	Trattore	Semirimorchio
Tara	t 14,825	32,940
Peso Merce	t	0,000
Peso su ralla	t 5,175	
Portata utile	t 30,175	90,060
Peso tot.effett	t 20,000	27,765
Peso max potenz	t 45,000	123,000
Press.pneumat. bar	8,0	8,0
Sup.Impronta	cm ² 600	450
	Lungh. m Larg. m	Alt. m
Conv. Carico	29,12 2,55	4,00
Eccedenze	12,62 0,00	0,00
		Peso t
		47,765
		3,765

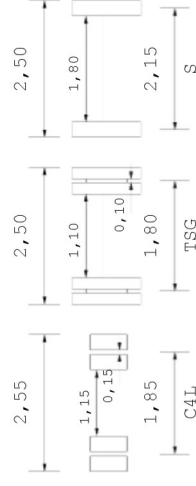




29,70 m

Tipo asse	S	S	TSG	TSG	C4L	C4L	C4L	C4L	C4L	C4L
Ruote asse	2	2								
Peso ammesso [t]	9,00	8,00	16,00	16,00	12,00	12,00	12,00	12,00	12,00	12,00
Press.spec.terreno [Kg/cm ²]	2,92	2,92	2,71	2,71	2,39	2,39	2,39	2,39	2,41	
Peso totale asse [t]	3,50	3,50	6,50	6,50	4,30	4,30	4,30	4,30	4,33	

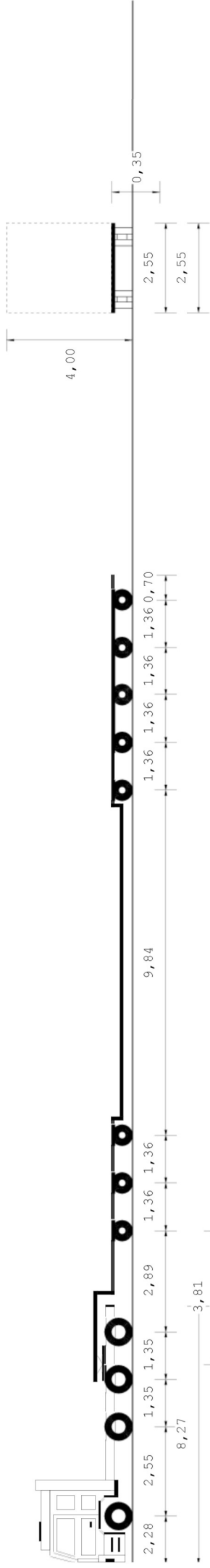
Dati	Trattore	Semirimorchio		
Tara	t 14,430	40,000		
Peso Merce	t	0,000		
Peso su ralla	t 5,570			
Portata utile	t 30,975	86,000		
Peso tot.effett	t 20,000	34,430		
Peso max potenz	t 45,405	126,000		
Press.pneumat. bar	8,0	8,0		
Sup.Impronta	cm ² 600	450		
	Lungh. m	Larg. m	Alt. m	Peso t
Conv. Carico	29,70	2,55	4,00	54,430
Eccedenze	13,20	0,00	0,00	10,430



Descrizione carico : Vuoto

MARRAFFA SRL

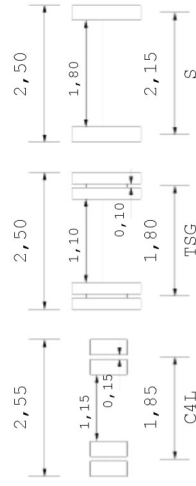
MARRAFFA S.r.l. Unipersonale
Sede: Strada Rosand - zona I, 135 D-E
UNIVERSITA' DEL SALENTO - MANTOVA (TA)
C.F. 01545030739
Nr. Iscrizione ALBO: 01/7852899/B

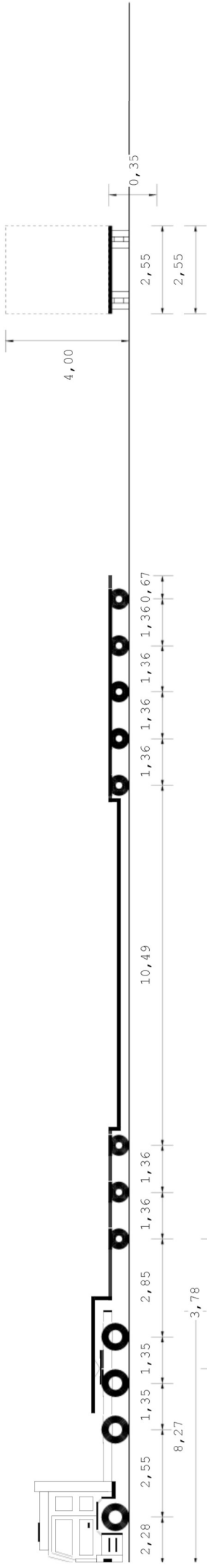


29,12 m

Tipo asse	S	TSG	TSG	C4L	C4L	C4L	C4L	C4L	C4L
Ruote asse	2								
Peso ammesso [t]	9,00	8,00	16,00	12,00	12,00	12,00	12,00	12,00	12,00
Press.spec.terreno [Kg/cm ²]	2,92	2,92	2,71	2,71	1,90	1,90	1,90	1,90	1,91
Peso totale asse [t]	3,50	3,50	6,50	6,50	3,42	3,42	3,42	3,42	3,43

Dati	Trattore	Semirimorchio		
Tara	t 14,430	32,940		
Peso Merce	t	0,000		
Peso su ralla	t 5,570			
Portata utile	t 30,975	90,060		
Peso tot.effett	t 20,000	27,370		
Peso max potenz	t 45,405	123,000		
Press.pneumat. bar	8,0	8,0		
Sup.Impronta	cm ² 600	450		
	Lungh. m	Larg. m	Alt. m	Peso t
Conv. Carico	29,12	2,55	4,00	47,370
Eccedenze	12,62	0,00	0,00	3,370

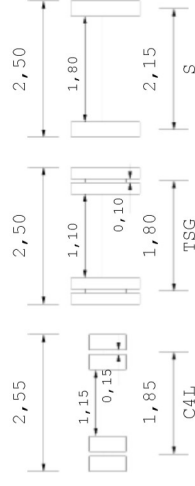


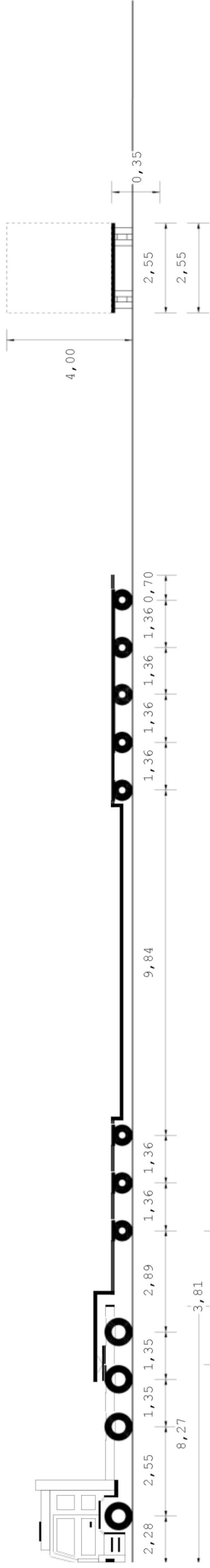


29,70 m

Tipo asse	S	TSG	TSG	C4L	C4L	C4L	C4L	C4L	C4L
Ruote asse	2	4	4	4	4	4	4	4	4
Peso ammesso [t]	9,00	8,00	16,00	16,00	12,00	12,00	12,00	12,00	12,00
Press.spec.terreno [Kg/cm ²]	2,92	2,71	2,71	2,39	2,39	2,39	2,39	2,41	2,41
Peso totale asse [t]	3,50	3,50	6,50	6,50	4,30	4,30	4,30	4,30	4,33

Dati	Trattore	Semirimorchio		
Tara	t 14,430	40,000		
Peso Merce	t	0,000		
Peso su ralla	t 5,570			
Portata utile	t 30,975	86,000		
Peso tot.effett	t 20,000	34,430		
Peso max potenz	t 45,405	126,000		
Press.pneumat. bar	8,0	8,0		
Sup.Impronta	cm ² 600	450		
	Lungh. m	Larg. m	Alt. m	Peso t
Conv. Carico	29,70	2,55	4,00	54,430
Eccedenze	13,20	0,00	0,00	10,430

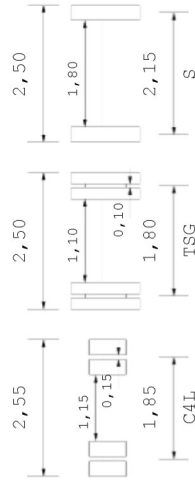


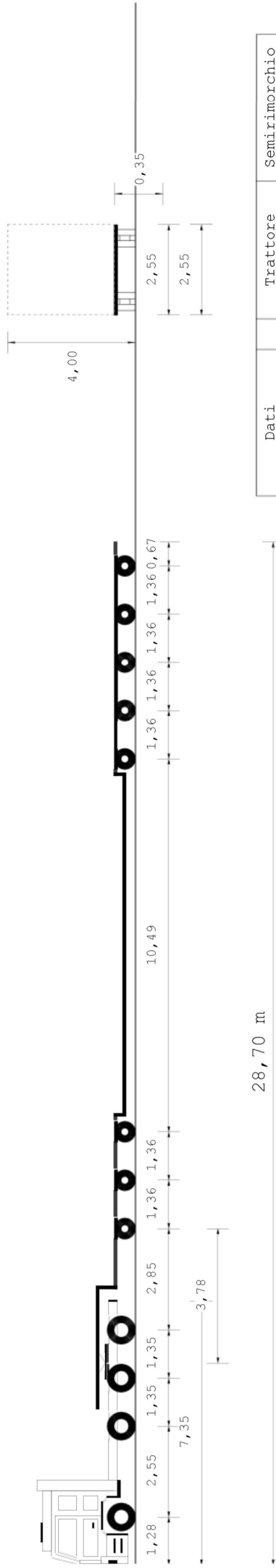


29,12 m

Tipo asse	S	TSG	TSG	C4L	C4L	C4L	C4L	C4L	C4L
Ruote asse	2	4	4	4	4	4	4	4	4
Peso ammesso [t]	9,00	8,00	16,00	16,00	12,00	12,00	12,00	12,00	12,00
Press.spec.terreno [Kg/cm ²]	2,92	2,92	2,71	2,71	1,90	1,90	1,90	1,90	1,91
Peso totale asse [t]	3,50	3,50	6,50	6,50	3,42	3,42	3,42	3,42	3,43


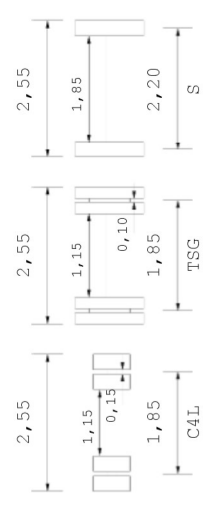
Dati	Trattore	Semirimorchio
Tara	t 14,430	32,940
Peso Merce	t	0,000
Peso su ralla	t 5,570	
Portata utile	t 30,975	90,060
Peso tot.effett	t 20,000	27,370
Peso max potenz	t 45,405	123,000
Press.pneumat. bar	8,0	8,0
Sup.Impronta	cm ² 600	450
	Lungh. m	Larg. m
	29,12	2,55
Conv. Carico	0,00	4,00
Eccedenze	12,62	0,00
		Peso t
		47,370
		3,370

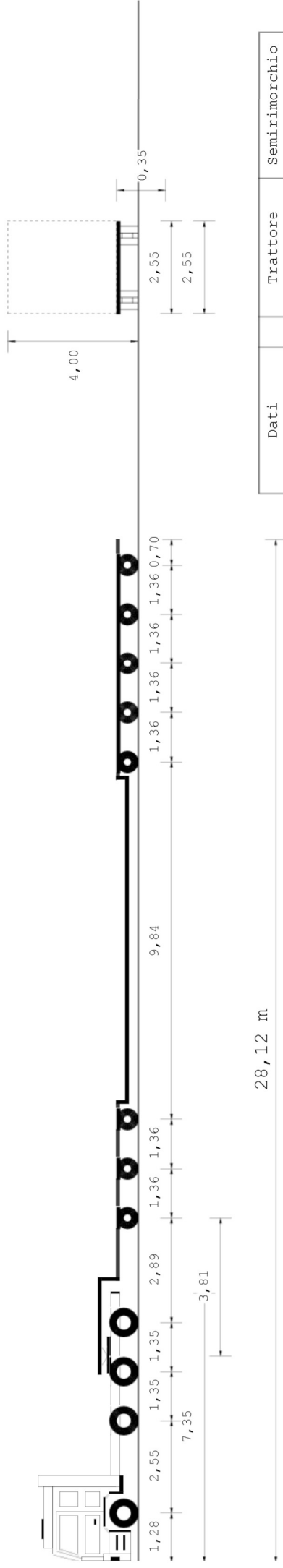




Tipo asse	S	TSG	TSG	C4L	C4L	C4L	C4L
Ruote asse	2	4	4	4	4	4	4
Peso a vuoto [t]	4,73	5,72	5,72	4,05	4,05	4,05	4,05
Peso ammesso [t]	9,00	15,60	15,60	12,00	12,00	12,00	12,00
Press.spec.terreno [Kg/cm ²]	2,92	2,71	2,71	2,32	2,32	2,32	2,30
Peso totale asse [t]	3,50	6,50	6,50	4,17	4,17	4,17	4,13

Dati	Trattore	Semirimorchio
Tara	t 13,325	40,000
Peso Merce	t 0,000	0,000
Peso su ralla	t 6,675	
Portata utile	t 33,775	86,000
Peso tot.effett	t 20,000	33,325
Peso max potenz	t 47,100	126,000
Press.pneumat. bar	8,0	8,0
Sup.Impronta	cm ² 600	450
	Lungh. m Larg. m Alt. m	Peso t
Conv. Carico	28,70 2,55 4,00	53,325
Eccedenze	12,20 0,00 0,00	9,325





Tipo asse

S S TSG TSG C4L C4L C4L C4L

Ruote asse

2 2 C4L C4L C4L C4L C4L C4L C4L

Peso ammesso [t]

9,00 9,00 15,60 15,60 12,00 12,00 12,00 12,00

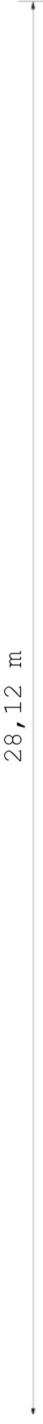
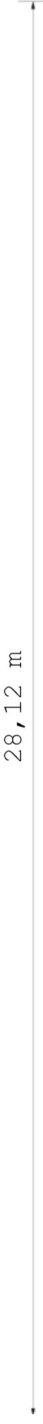
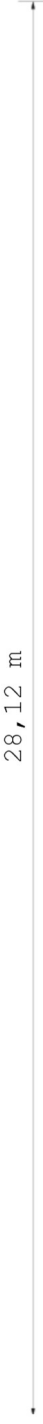
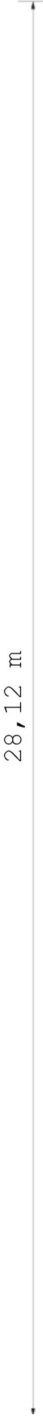
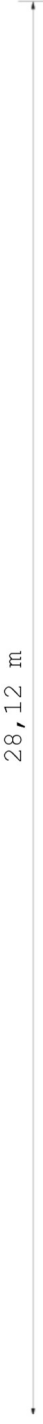
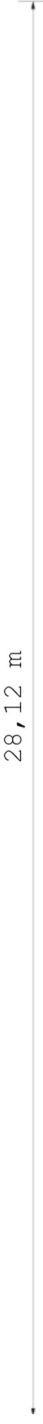
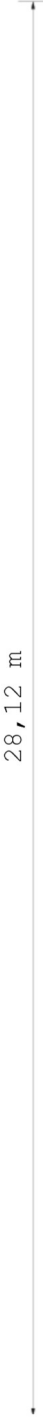
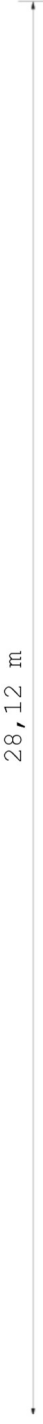
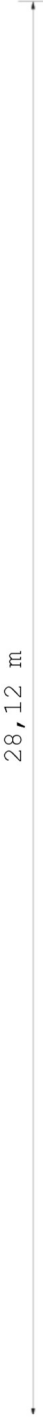
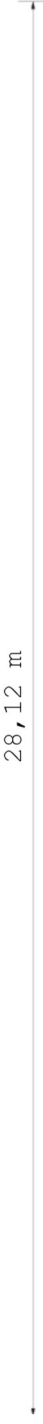
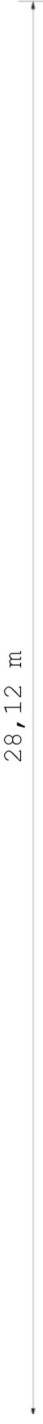
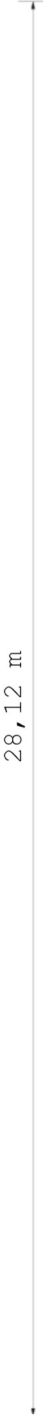
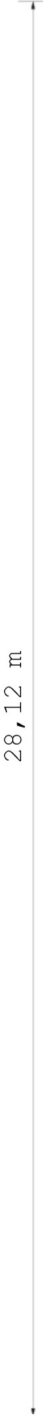
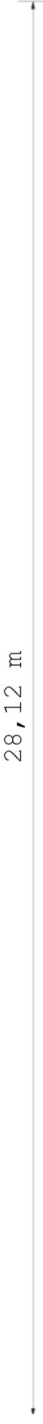
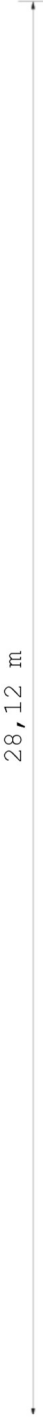
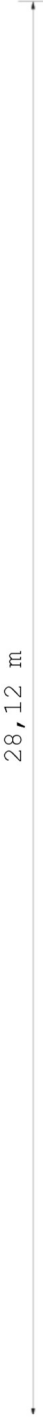
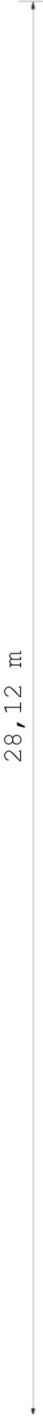
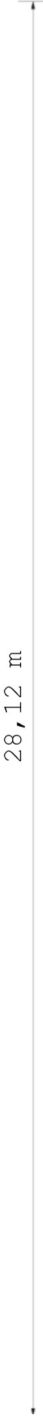
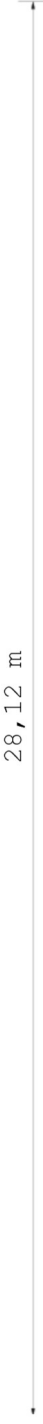
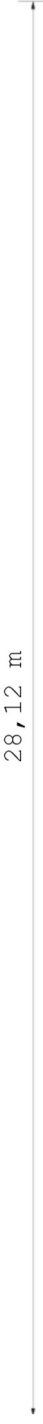
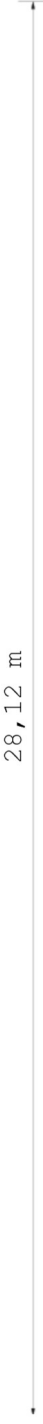
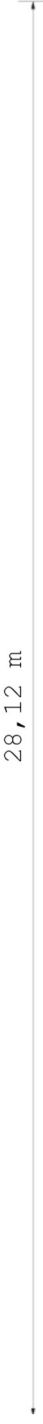
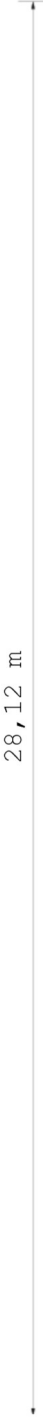
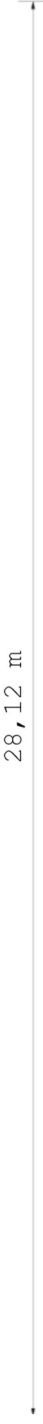
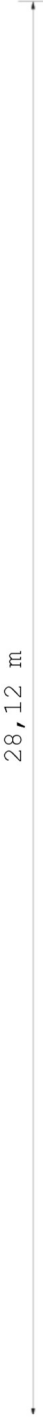
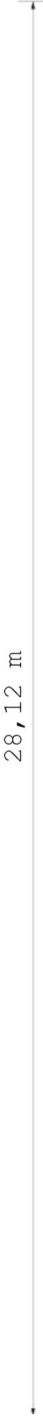
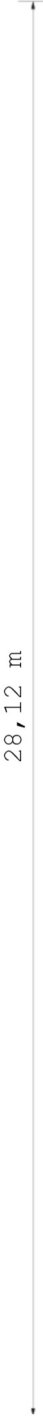
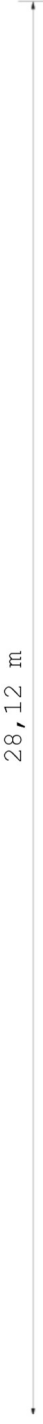
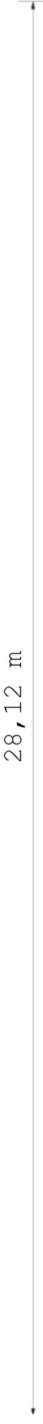
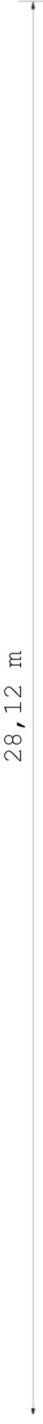
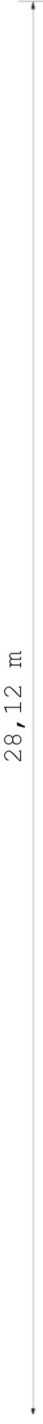
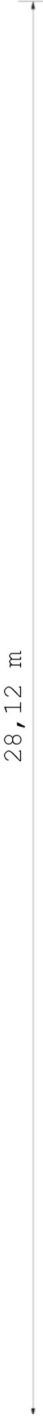
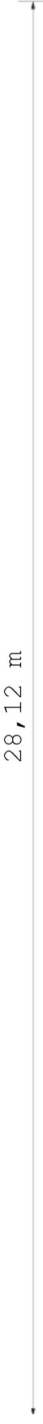
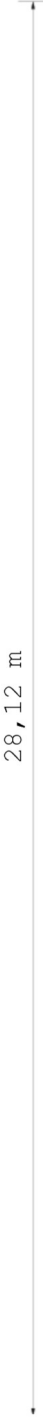
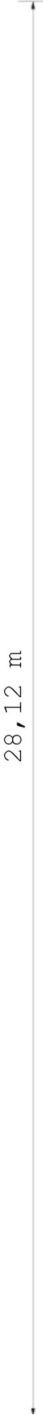
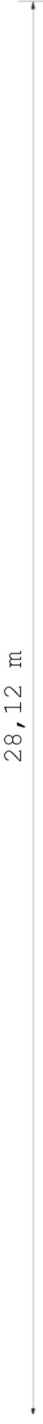
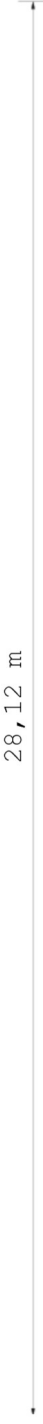
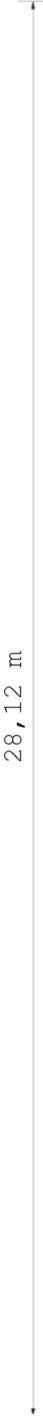
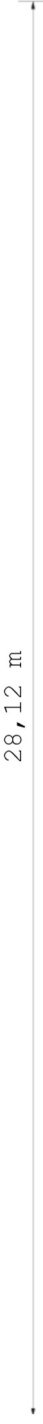
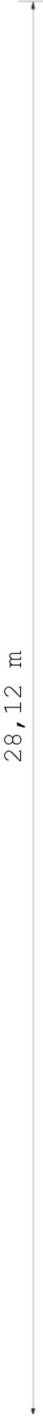
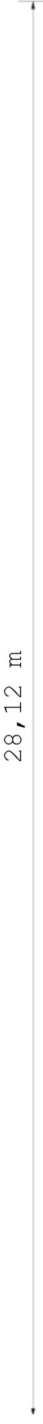
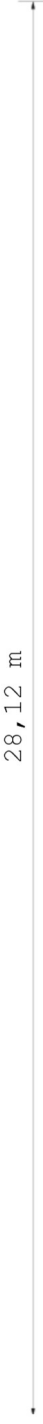
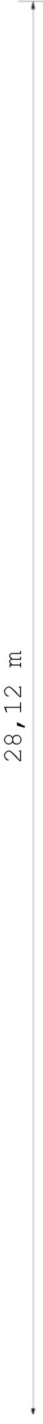
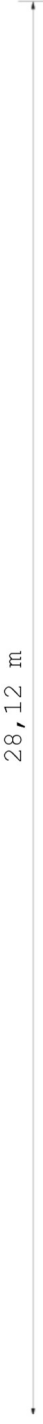
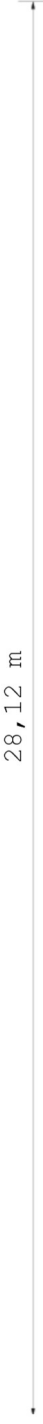
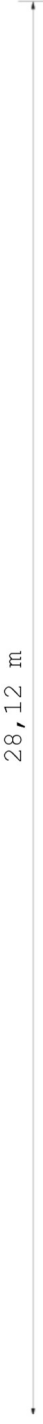
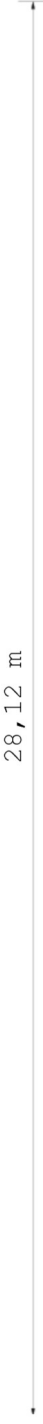
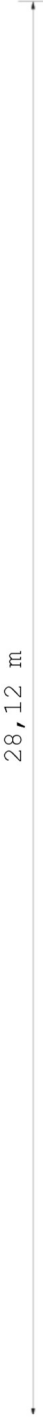
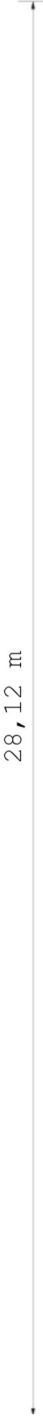
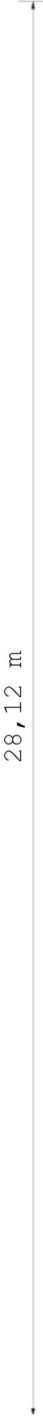
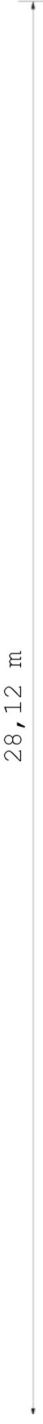
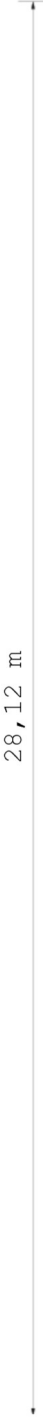
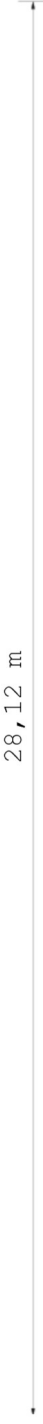
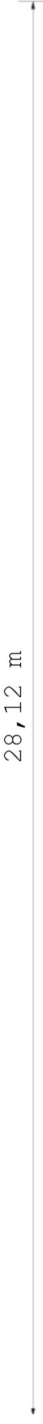
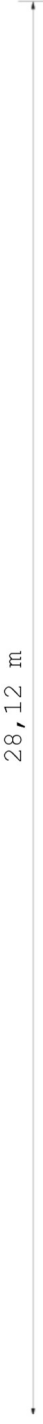
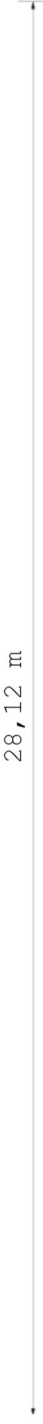
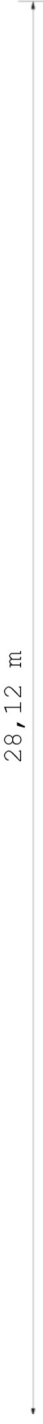
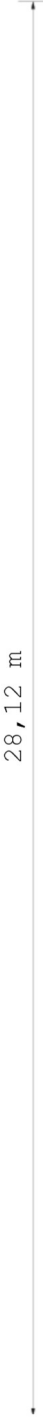
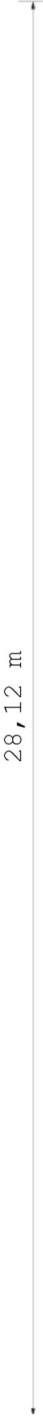
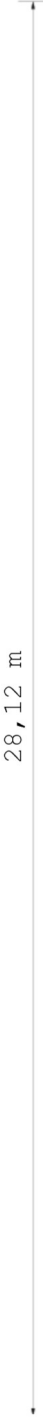
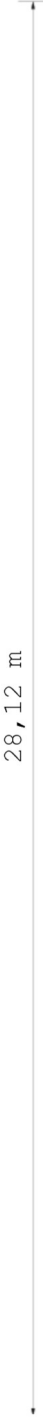
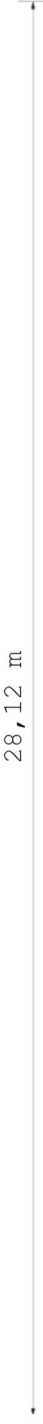
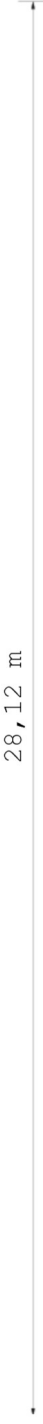
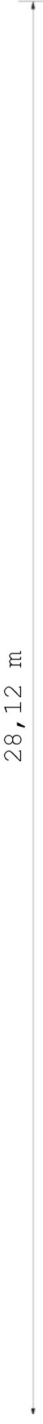
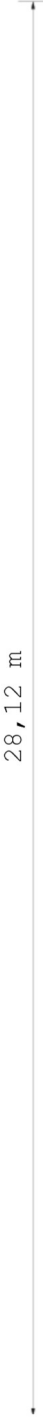
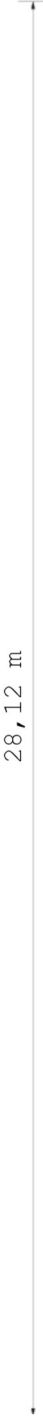
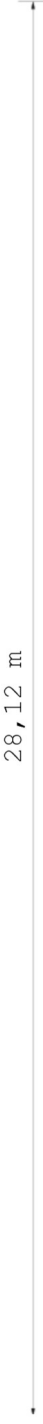
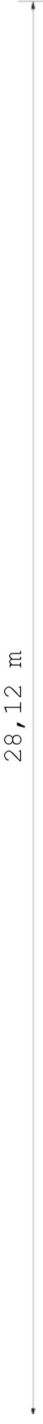
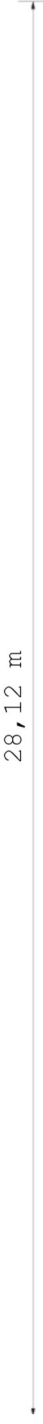
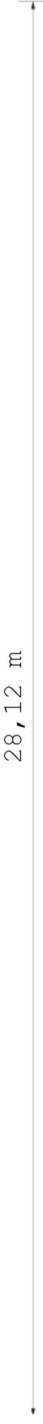
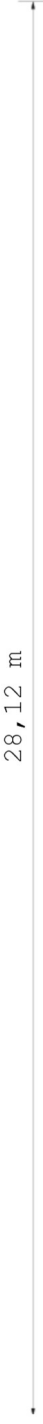
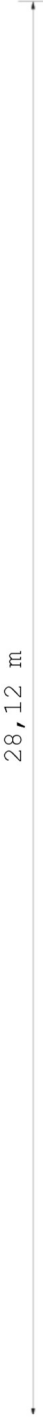
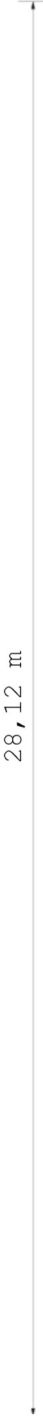
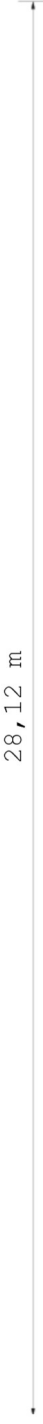
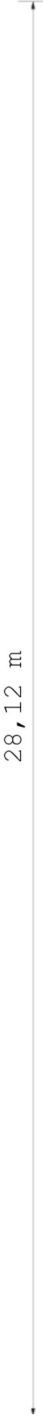
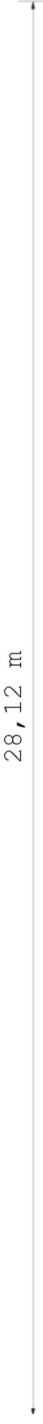
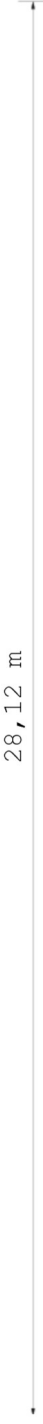
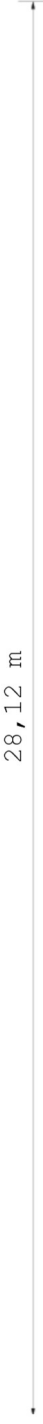
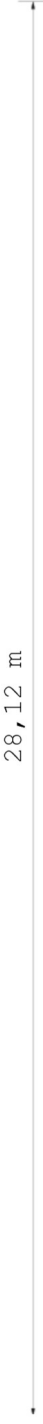
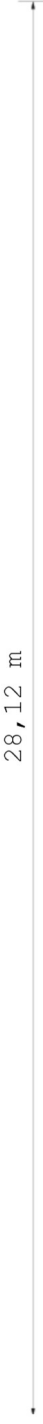
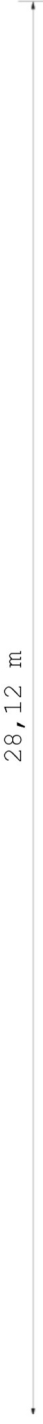
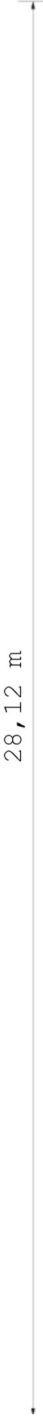
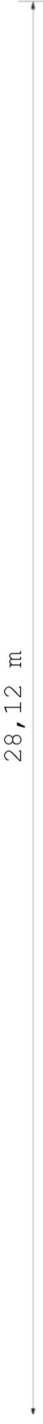
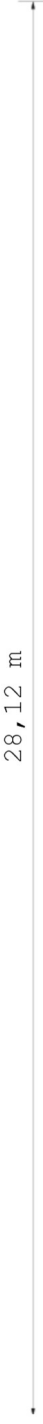
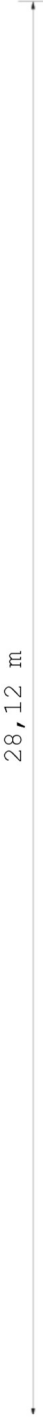
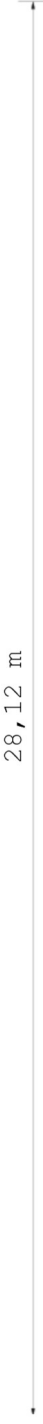
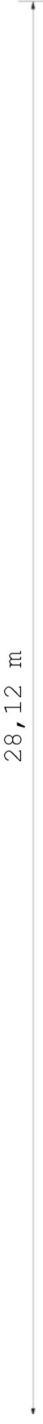
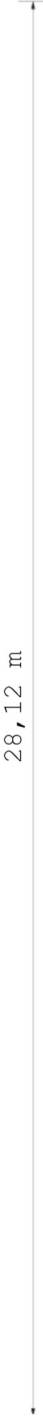
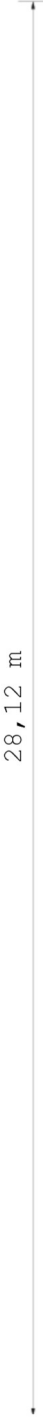
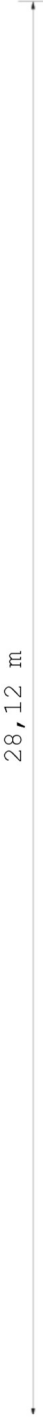
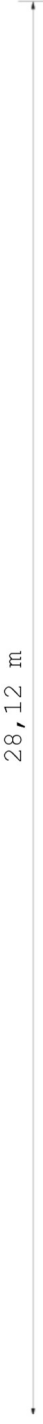
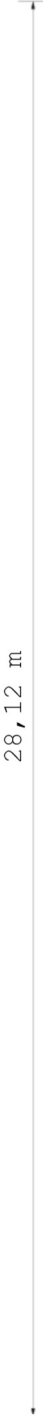
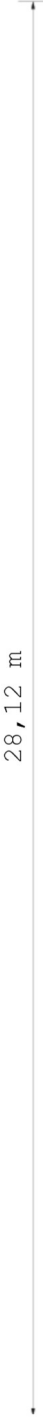
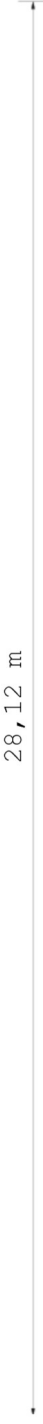
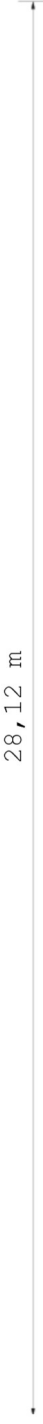
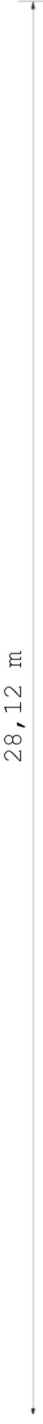
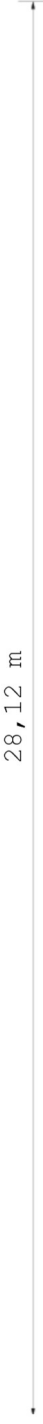
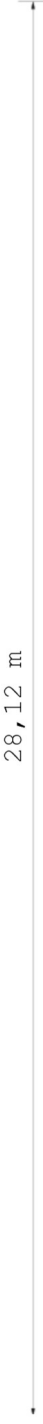
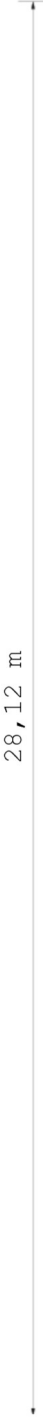
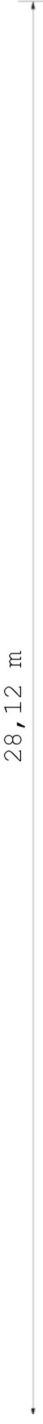
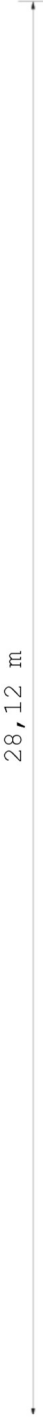
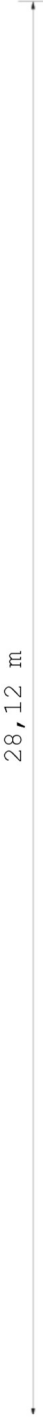
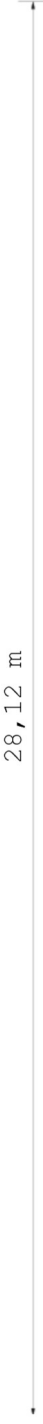
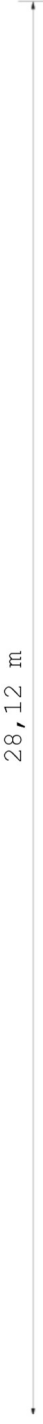
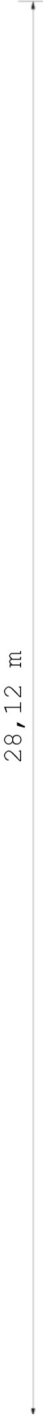
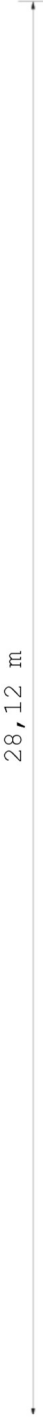
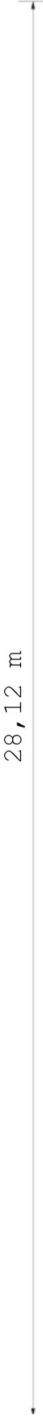
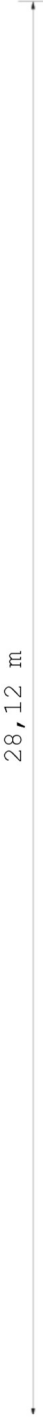
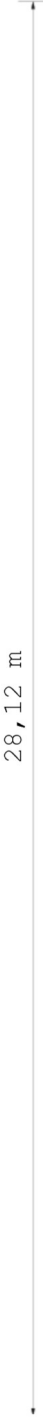
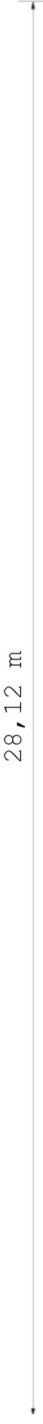
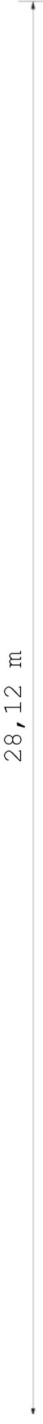
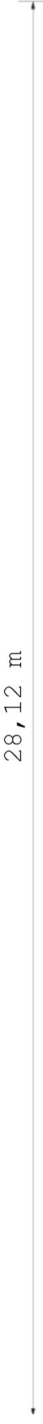
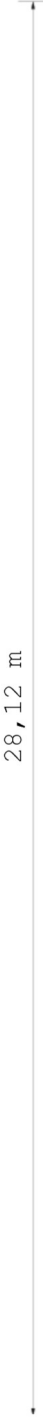
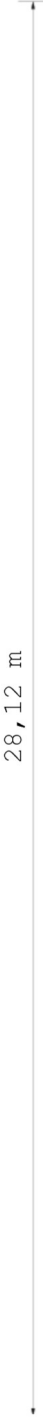
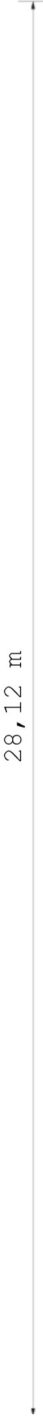
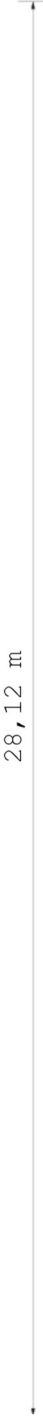
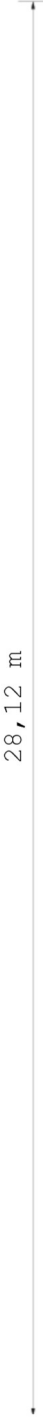
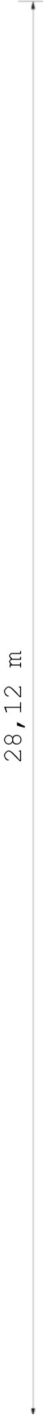
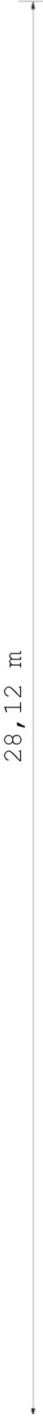
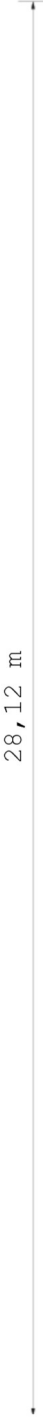
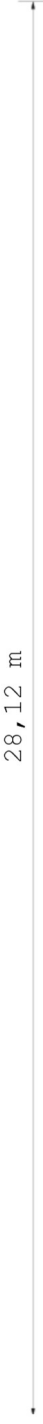
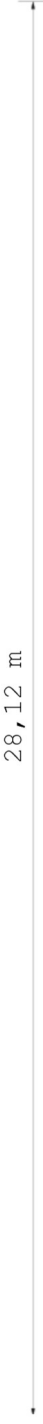
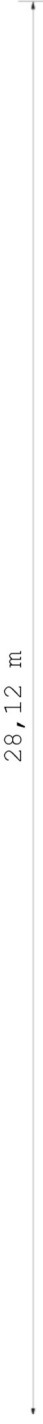
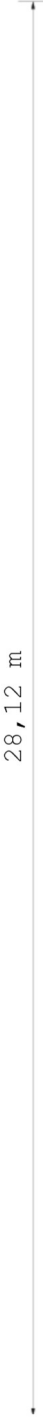
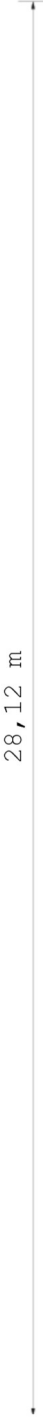
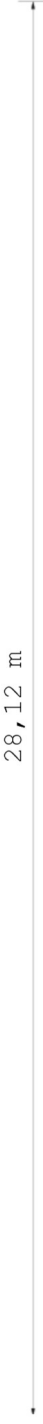
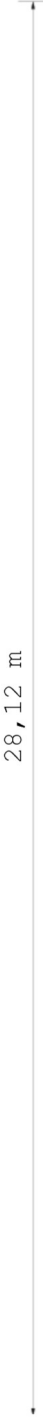
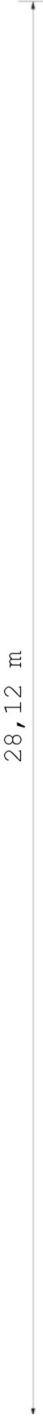
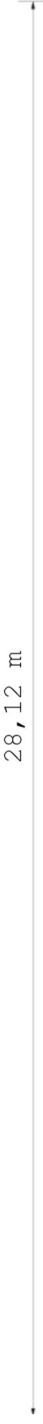
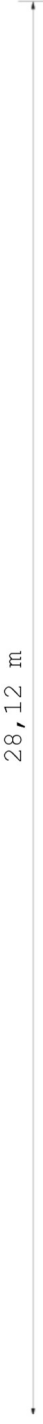
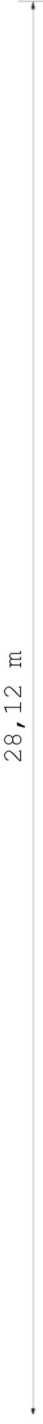
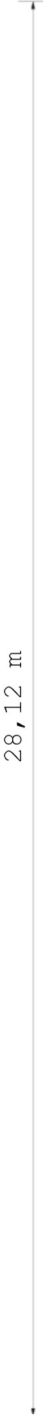
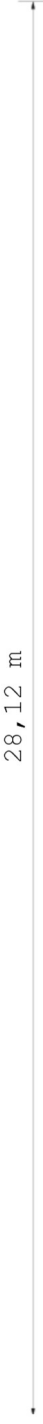
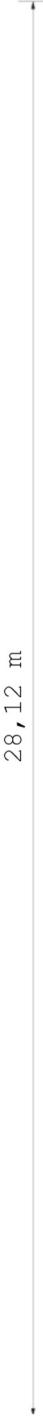
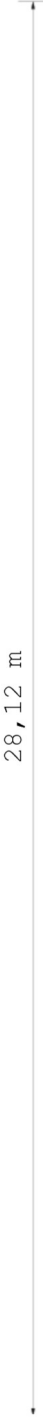
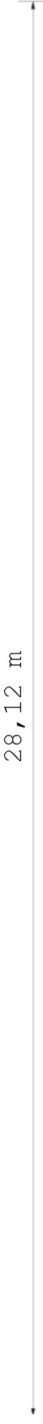
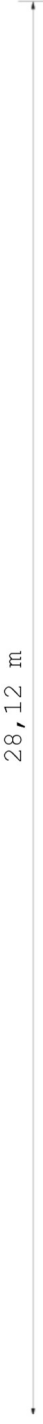
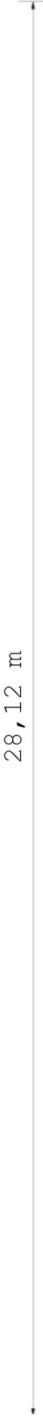
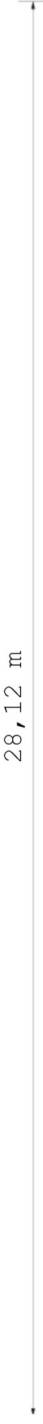
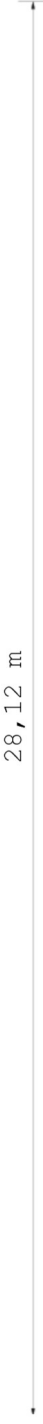
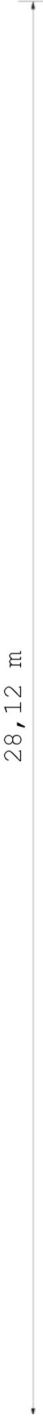
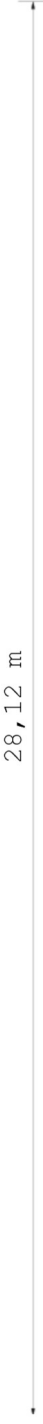
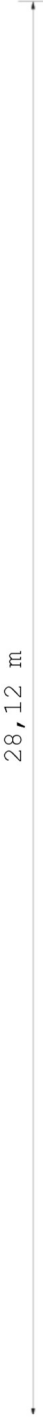
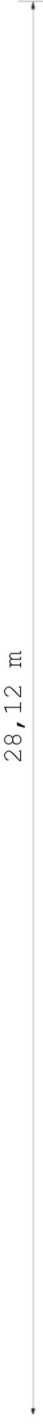
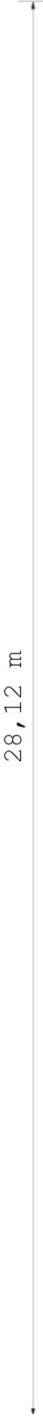
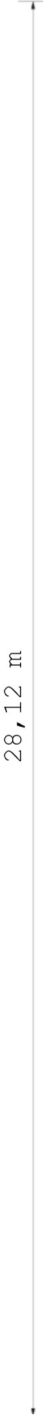
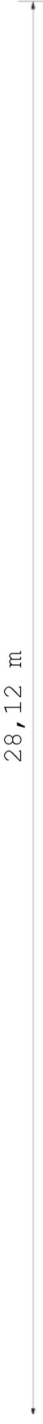
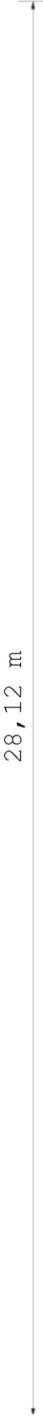
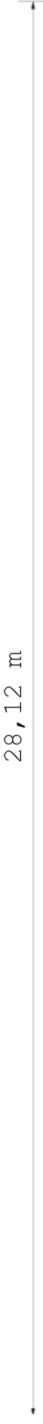
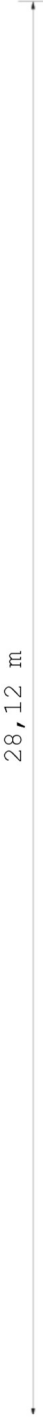
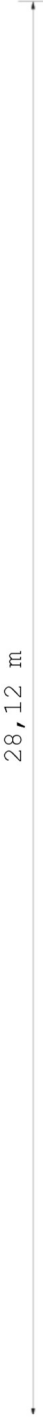
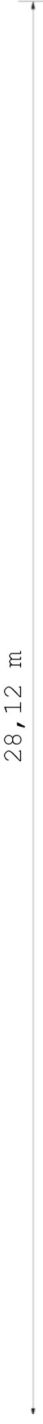
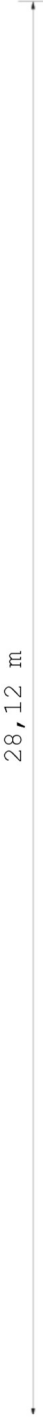
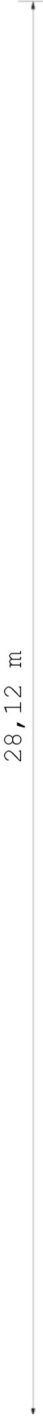
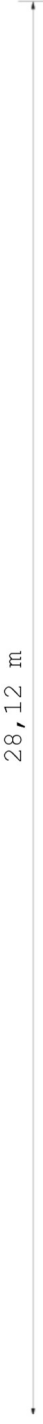
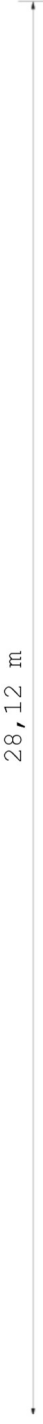
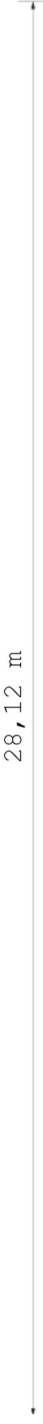
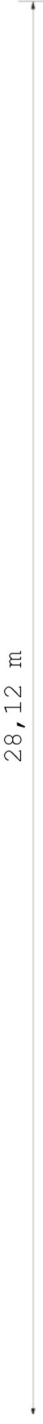
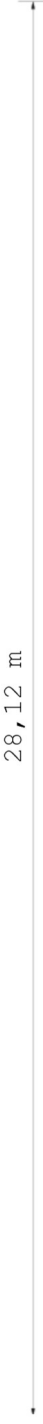
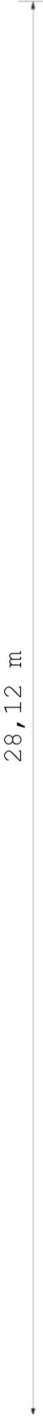
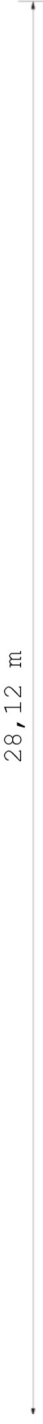
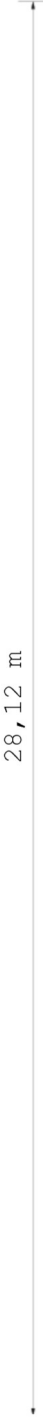
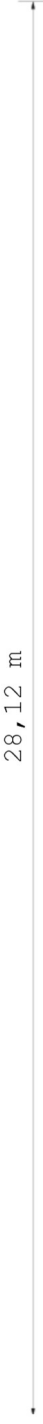
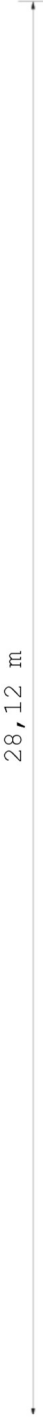
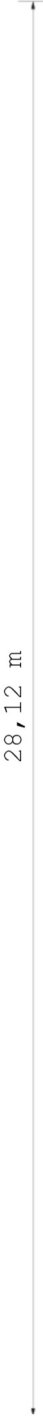
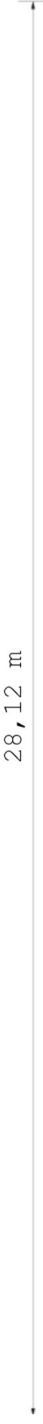
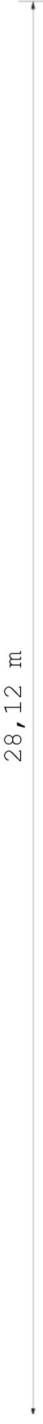
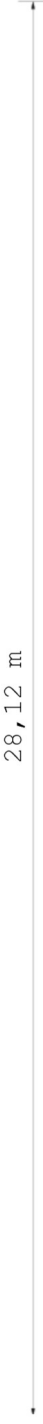
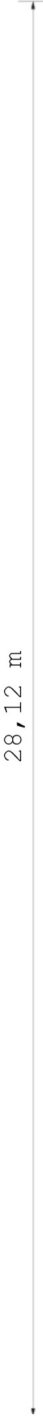
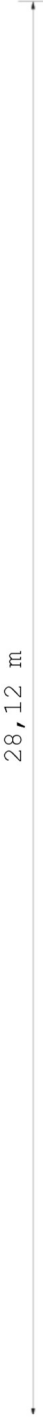
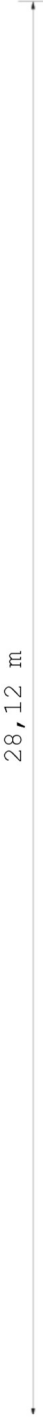
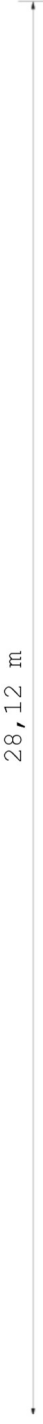
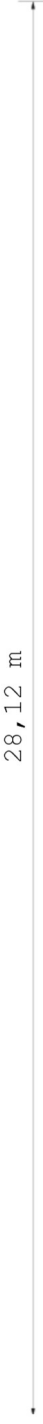
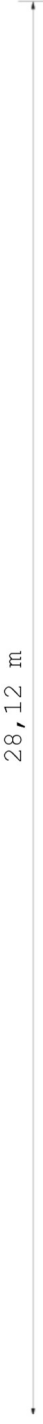
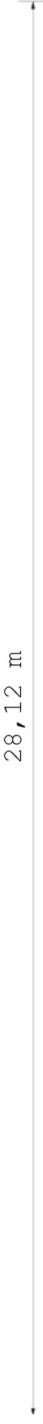
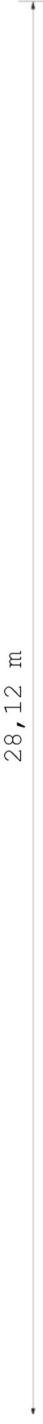
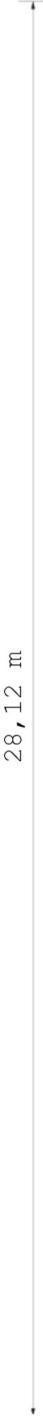
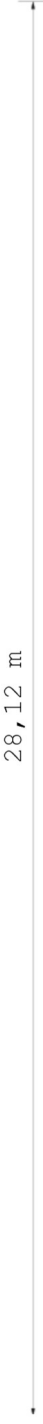
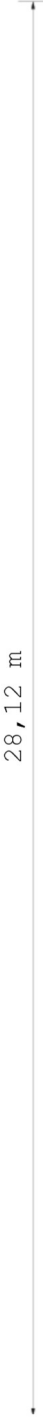
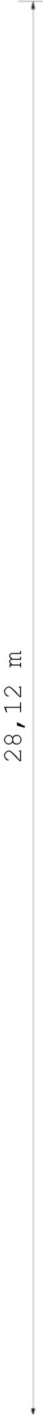
Press.spec.terreno [Kg/cm²]

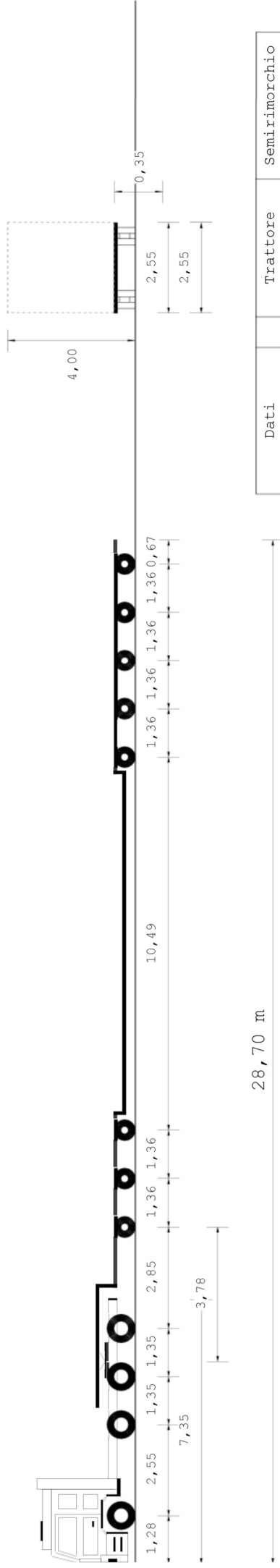
2,92 2,92 2,71 2,71 1,82 1,82 1,82 1,82

Peso totale asse [t]

3,50 3,50 6,50 6,50 3,28 3,28 3,28 3,28

28,12 m

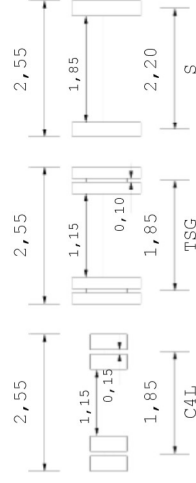


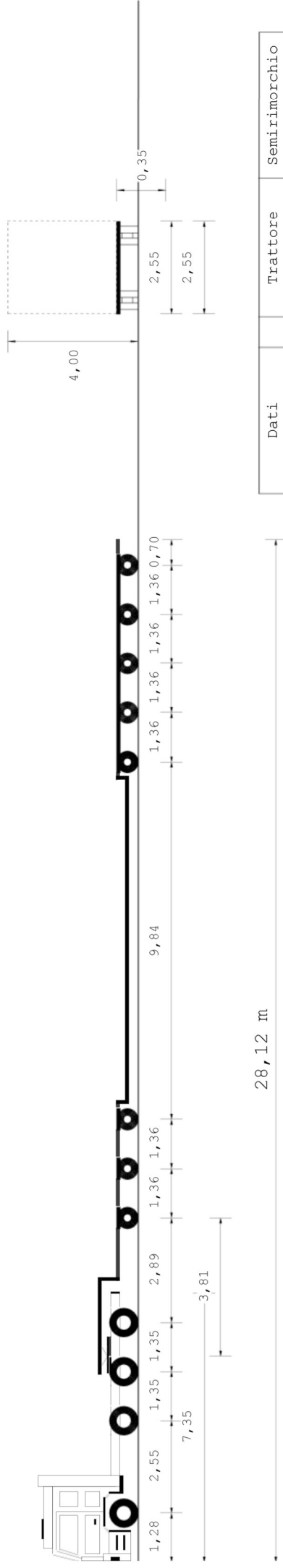


28,70 m

Dati	Trattore	Semirimorchio
Tara	t 13,325	40,000
Peso Merce	t 0,000	0,000
Peso su ralla	t 6,675	
Portata utile	t 33,775	86,000
Peso tot.effett	t 20,000	33,325
Peso max potenz	t 47,100	126,000
Press.pneumat. bar	8,0	8,0
Sup.Impronta	cm ² 600	450
	Lungh. m Larg. m Alt. m	Peso t
Conv. Carico	28,70 2,55 4,00	53,325
Eccedenze	12,20 0,00 0,00	9,325

Tipo asse	S	TSG	TSG	C4L	C4L	C4L	C4L
Ruote asse	2	4	4	4	4	4	4
Peso a vuoto [t]	4,73	5,72	5,72	4,05	4,05	4,05	4,05
Peso ammesso [t]	9,00	15,60	15,60	12,00	12,00	12,00	12,00
Press.spec.terreno [Kg/cm ²]	2,92	2,71	2,71	2,32	2,32	2,32	2,30
Peso totale asse [t]	3,50	6,50	6,50	4,17	4,17	4,17	4,13





Tipo asse	S	S	TSG	TSG	C4L	C4L	C4L	C4L	C4L	C4L	C4L
Ruote asse	2	2	4	4	4	4	4	4	4	4	4
Peso ammesso [t]	9,00	15,60	15,60	12,00	12,00	12,00	12,00	12,00	12,00	12,00	12,00
Press.spec.terreno [Kg/cm ²]	2,92	2,71	2,71	1,82	1,82	1,82	1,82	1,82	1,82	1,82	1,84
Peso totale asse [t]	3,50	6,50	6,50	3,28	3,28	3,28	3,28	3,28	3,28	3,28	3,30

Dati	Trattore	Semirimorchio
Tara	t 13,325	32,940
Peso Merce	t	0,000
Peso su ralla	t 6,675	
Portata utile	t 33,775	90,060
Peso tot.effett	t 20,000	26,265
Peso max potenz	t 47,100	123,000
Press.pneumat. bar	8,0	8,0
Sup.Impronta	cm ² 600	450
	Lungh. m Larg. m Alt. m	Peso t
Conv. Carico	28,12 2,55 4,00	46,265
Eccedenze	11,62 0,00 0,00	2,265

